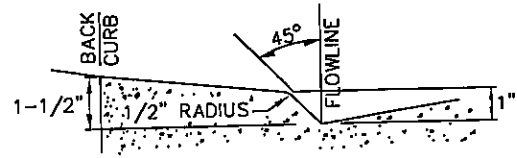
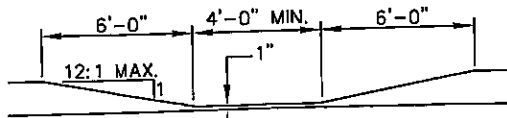


SECTION A-A



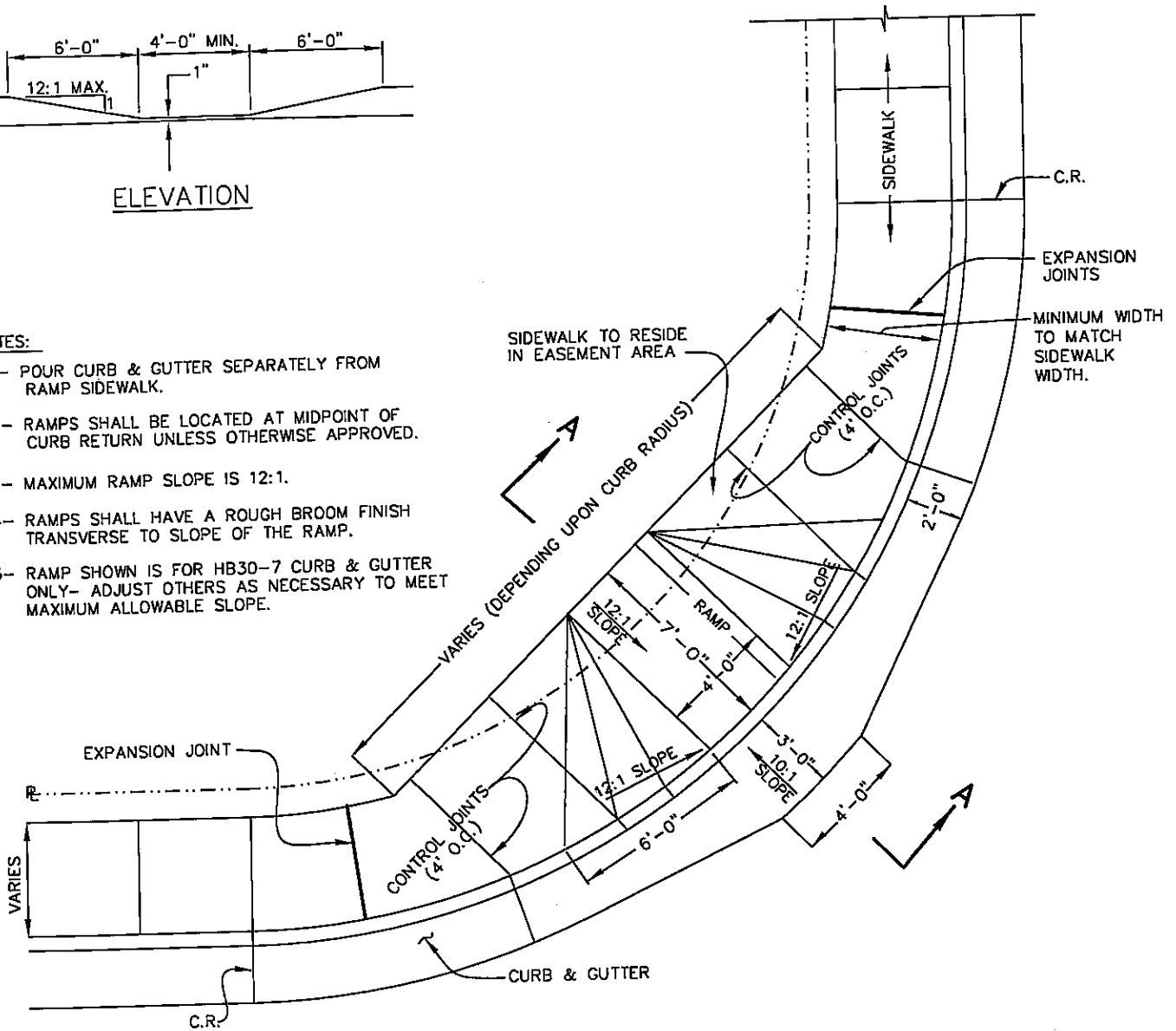
CURBFACE DETAIL B



ELEVATION

NOTES:

- 1- POUR CURB & GUTTER SEPARATELY FROM RAMP SIDEWALK.
- 2- RAMPS SHALL BE LOCATED AT MIDPOINT OF CURB RETURN UNLESS OTHERWISE APPROVED.
- 3- MAXIMUM RAMP SLOPE IS 12:1.
- 4- RAMPS SHALL HAVE A ROUGH BROOM FINISH TRANSVERSE TO SLOPE OF THE RAMP.
- 5- RAMP SHOWN IS FOR HB30-7 CURB & GUTTER ONLY- ADJUST OTHERS AS NECESSARY TO MEET MAXIMUM ALLOWABLE SLOPE.



CITY OF ST. GEORGE ENGINEERING DEPARTMENT

HANDICAP RAMP  
DETAILS

STANDARD DWG. NO.

121 1 OF 1

APPROVED:

DATE: BY: LBB

REVISIONS		
DATE	DESCRIPTION	BY