

CRIME STATS - Long term at a glance

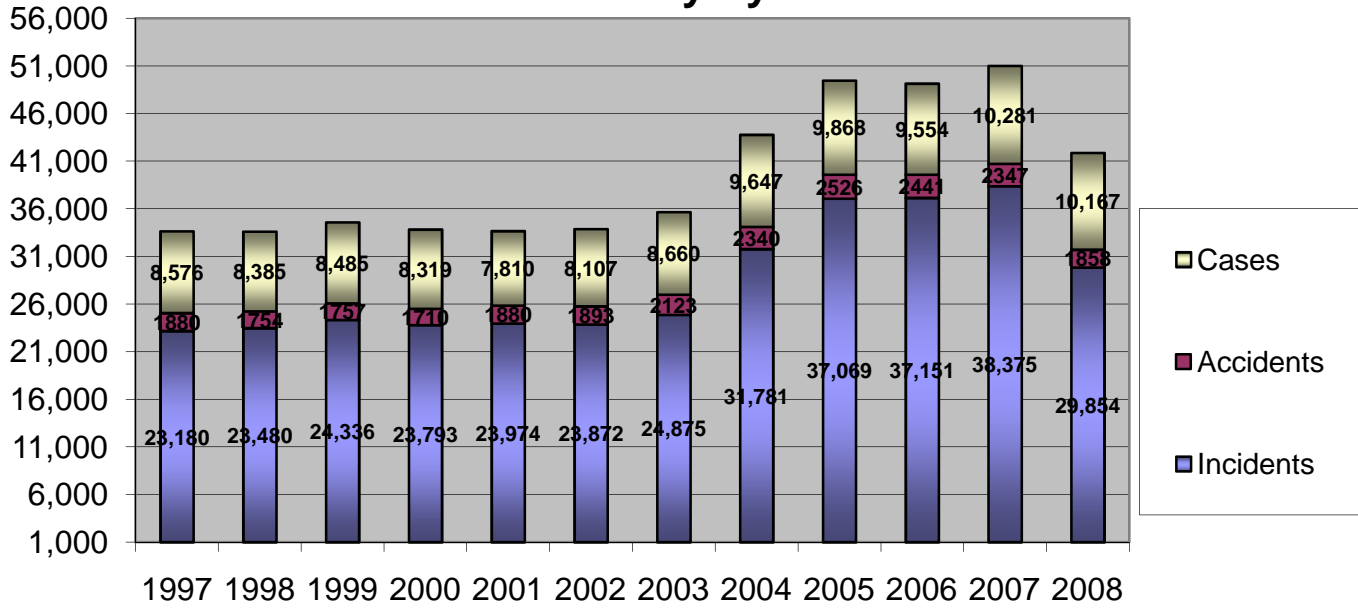
YEAR: 1997-2009		1997	1998	1999	2000	2001	2002	2003	2004	2005	2006	2007	2008
PART ONE CRIMES (offenses reported)													
1	Criminal Homicide+	0	0	0	1	1	3	1	0	1	1	1	1
2	Forcible Rape+	16	17	13	19	16	26	24	33	20	10	18	29
3	Robbery+	13	22	10	8	4	5	10	5	16	15	15	22
4	Aggravated Assault+	42	27	21	22	17	18	15	28	44	57	50	44
5	Burglary*	266	263	224	230	267	207	225	326	343	373	549	424
6	Larceny-Theft*	1608	1691	1469	1265	1243	1270	1341	1438	1743	1804	1936	1818
7	Motor Vehicle Theft*	106	85	94	90	72	95	110	159	214	137	97	121
8	Arson*	0	2	1	2	3	1	1	0	5	3	8	6
	+ crimes against persons												
	* crimes against property												
PART ONE TOTALS		2051	2107	1832	1637	1623	1625	1727	1989	2386	2400	2674	2465
% change from previous year			2.73%	-13.05%	-10.64%	-0.86%	0.12%	6.28%	15.17%	19.96%	0.59%	11.42%	-7.82%
PART TWO CRIMES (arrests made)													
9	Other Assaults	265	255	189	243	238	216	317	403	611	514	527	598
10	Forgery and Counterfeiting	60	65	45	54	51	70	68	83	66	120	178	208
11	Fraud	87	96	121	162	181	201	319	366	77	66	62	207
12	Embezzlement	-	-	-	-	-	-	-	0	1	0	0	3
13	Stolen Property: Buy, Possess, etc.	-	-	-	-	-	-	-	-	462	292	484	815
14	Vandalism (criminal mischief)	469	507	543	540	462	548	457	475	414	353	345	393
15	Weapons: Carry, Possess, etc.	35	61	54	52	42	38	47	56	128	119	90	105
16	Prostitution	0	0	0	0	0	0	0	0	1	0	0	12
17	Sex Offenses	93	87	82	134	143	160	178	148	61	59	71	128
18	Drug Abuse Violations	216	242	249	283	228	244	327	318	1170	887	1081	1006
19	Gambling	0	0	0	0	0	0	0	0	0	0	0	0
20	Offenses Against Family & Children	0	0	0	0	0	0	0	0	23	87	98	10
21	Driving Under The Influence	291	264	259	254	258	331	279	207	234	246	257	280
22	Liquor Laws	393	300	357	322	249	320	248	206	805	1084	904	836
23	Drunkenness (intoxication)	97	64	65	89	83	115	105	148	431	421	354	436
24	Disorderly Conduct	139	88	134	171	140	176	192	225	661	575	474	456
25	Vagrancy	4	8	6	5	7	8	4	3	12	1	5	4
26	All Other Offenses									1548	1999	1780	1492
27	Trespass	127	123	110	172	232	382	283	253	248	136	188	205
28	Curfew & Loitering (-18 years)	117	115	89	90	98	109	93	112	345	281	250	140
29	Runaways (-18 years)	123	88	79	82	61	73	92	97	107	100	85	68
PART TWO TOTALS		2516	2363	2382	2653	2473	2991	3009	3100	7405	7340	7233	7402
			-6.08%	0.80%	11.38%	-6.78%	20.95%	0.60%	3.02%	*****	-0.88%	-1.46%	2.34%
Specific Crimes													
A.	Tobacco (total arrests & citations)	559	415	418	473	387	294	329	242	315	361	294	372
B.	Retail theft (total arrests & citations)	412	425	408	283	236	263	272	181	143	172	294	403
C.	Vehicle Burglary (total reported)	313	445	346	276	292	239	284	348	251	314	393	445
Specific Crime Total		1284	1285	1172	1032	915	796	885	771	709	847	981	1220
D.	Warrants (total warrants served)	629	1042	1335	1224	1152	1298	1491	2001	1691	1413	1039	1005
% change from previous year			65.66%	28.12%	-8.31%	-5.88%	12.67%	14.87%	34.21%	-15.49%	-16.44%	-26.47%	-3.27%
E.	Domestic Violence (agg. assault)	-	-	-	-	-	-	-	-	-	13	21	15
F.	Domestic Violence (other assaults)	-	-	-	-	-	-	-	-	-	138	287	273
G.	Domestic Violence (other crimes)	-	-	-	-	-	-	-	-	-	237	334	366
Domestic Violence Total		0	0	0	0	0	0	0	0	0	388	642	654
% change from previous year												65.46%	1.87%

		1997	1998	1999	2000	2001	2002	2003	2004	2005	2006	2007	2008
YEAR: 1997-2009													
Total Incidents reported (called in)		23,180	23,480	24,336	23,793	23,974	23,872	24,875	31,781	37,069	37,151	38,375	29,854
% change from previous year			1.29%	3.65%	-2.23%	0.76%	-0.43%	4.20%	27.76%	16.64%	0.22%	3.29%	-22.20%
Total Traffic Accidents (reported)		1880	1754	1757	1710	1880	1893	2123	2340	2526	2441	2347	1858
% change from previous year			-6.70%	0.17%	-2.68%	9.94%	0.69%	12.15%	10.22%	7.95%	-3.37%	-3.85%	-20.84%
Total Case #'s Activated (reports written)		8,576	8,385	8,485	8,319	7,810	8,107	8,660	9,647	9,868	9,554	10,281	10,167
% change from previous year			-2.23%	1.19%	-1.96%	-6.12%	3.80%	6.82%	11.40%	2.29%	-3.18%	7.61%	-1.11%
TOTAL ACTIVITY (above 3 categories)		33,636	33,619	34,578	33,822	33,664	33,872	35,658	43,768	49,463	49,146	51,003	41,879
% change from previous year			-0.05%	2.85%	-2.19%	-0.47%	0.62%	5.27%	22.74%	13.01%	-0.64%	3.78%	-17.89%
Total Written Citations (non custody)		9,979	9,159	11,174	14,958	13,812	15,119	15,378	16,572	14,260	12,494	12,018	11,233
% change from previous year			-8.22%	22.00%	33.86%	-7.66%	9.46%	1.71%	7.76%	-13.95%	-12.38%	-3.81%	-6.53%
Total Written Violations (non custody)		14,044	12,329	15,311	19,355	17,660	19,381	19,810	21,014	18,399	16,442	16,755	14,401
% change from previous year			-12.21%	24.19%	26.41%	-8.76%	9.75%	2.21%	6.08%	-12.44%	-10.64%	1.90%	-14.05%
Total Written Warning (not verbal)		-	-	-	-	-	-	-	-	1020	724	984	1718
Total Parking Citations (written only)		1213	933	1059	1777	2454	2869	2391	2311	1730	1648	1667	1483
% change from previous year			-23.08%	13.50%	67.80%	38.10%	16.91%	-16.66%	-3.35%	-25.14%	-4.74%	1.15%	-11.04%
CITATION TOTALS		15,257	13,262	16,370	21,132	20,114	22,250	22,201	23,325	21,149	18,814	19,406	17,602
(violations + warnings + parking)			-13.08%	23.44%	29.09%	-4.82%	10.62%	-0.22%	5.06%	-9.33%	-11.04%	3.15%	-9.30%

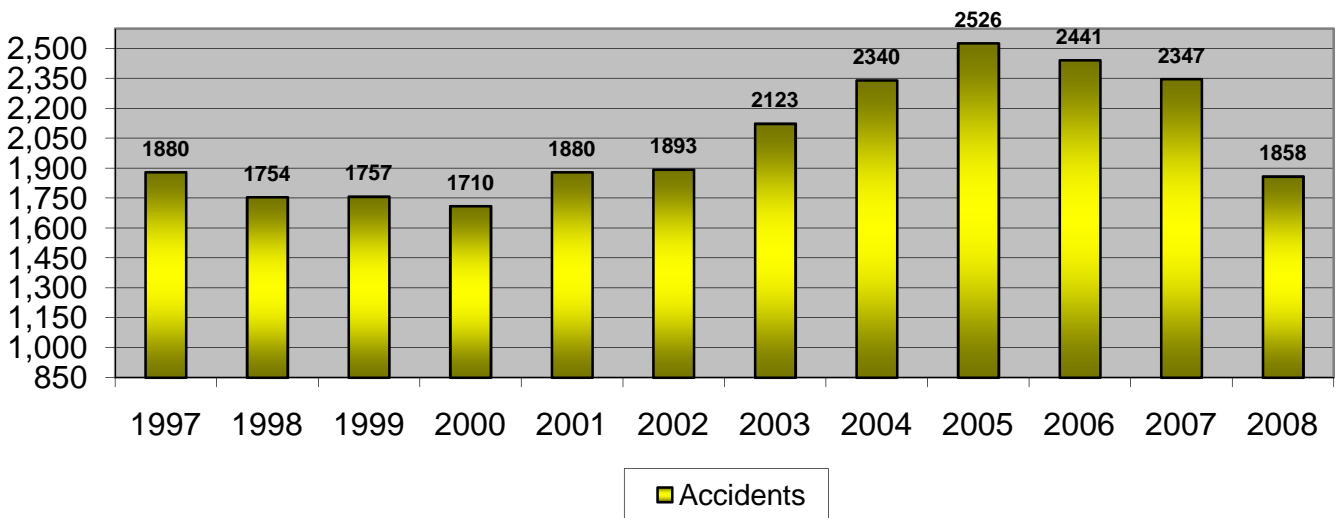
St. George Police Department

Activity Comparisons from YEAR to YEAR.

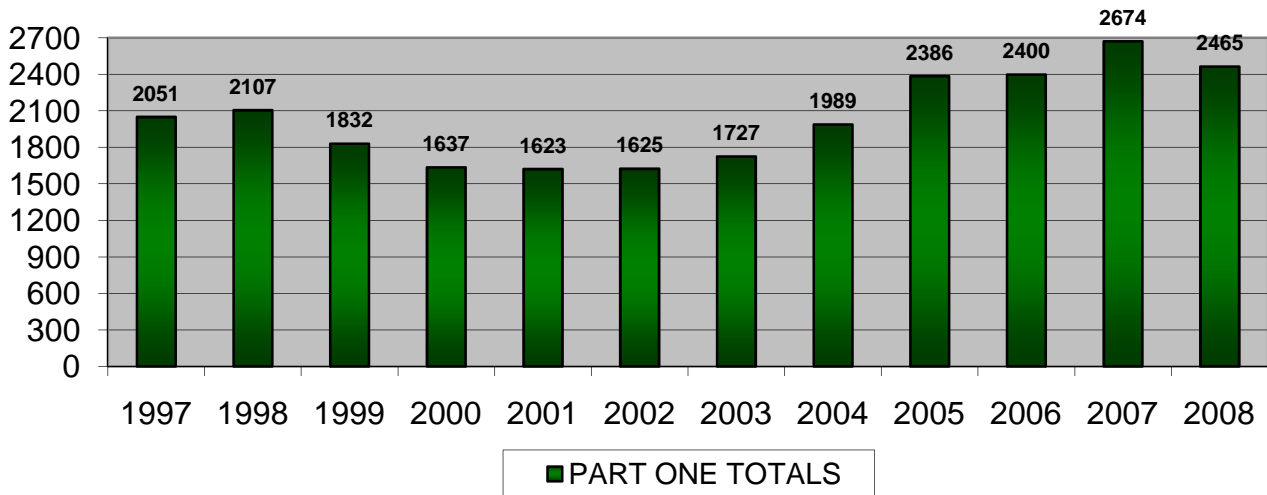
Total Activity by Year



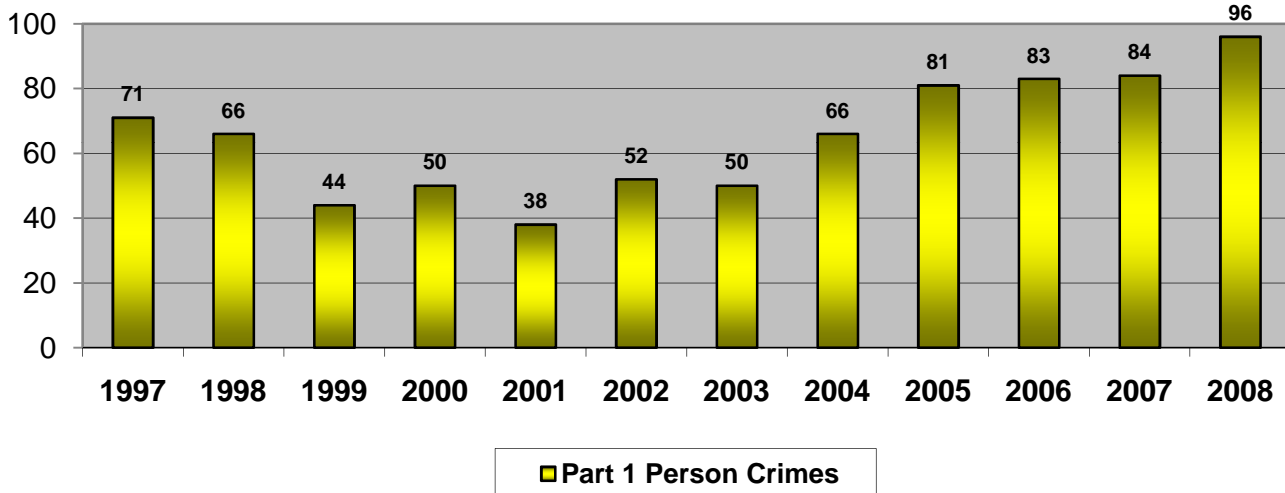
Total Accidents by Year



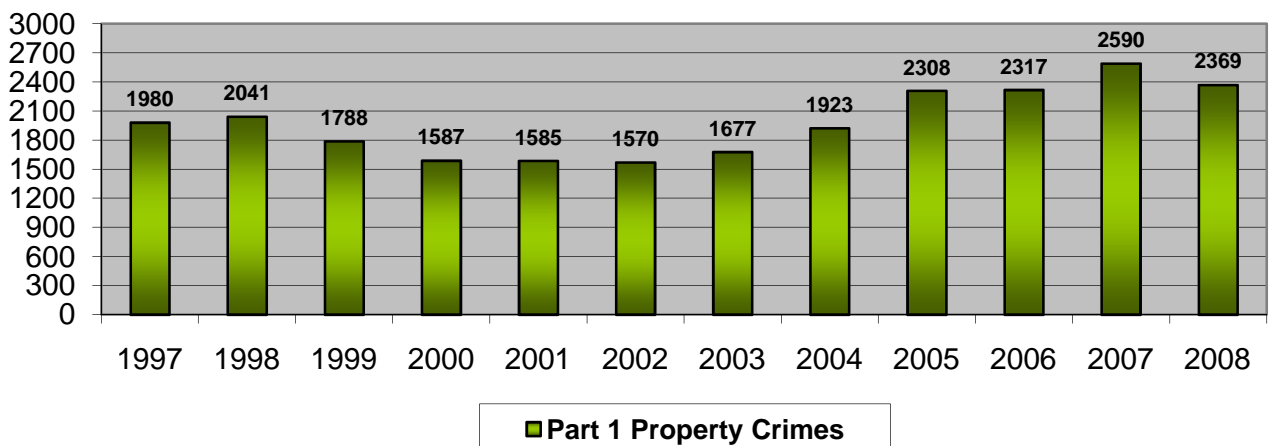
PART ONE CRIME TOTALS BY YEAR



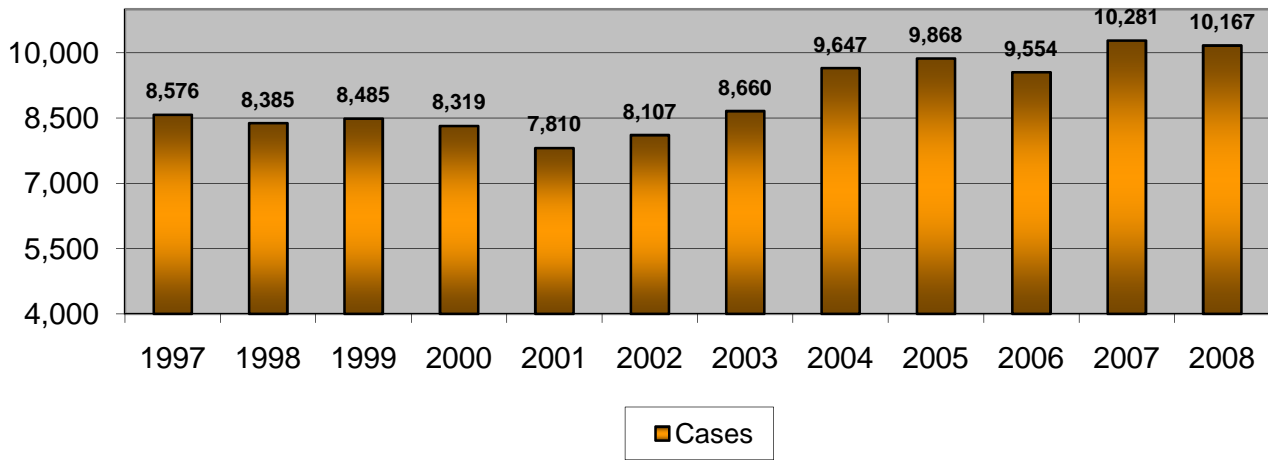
Part 1 Person Crimes



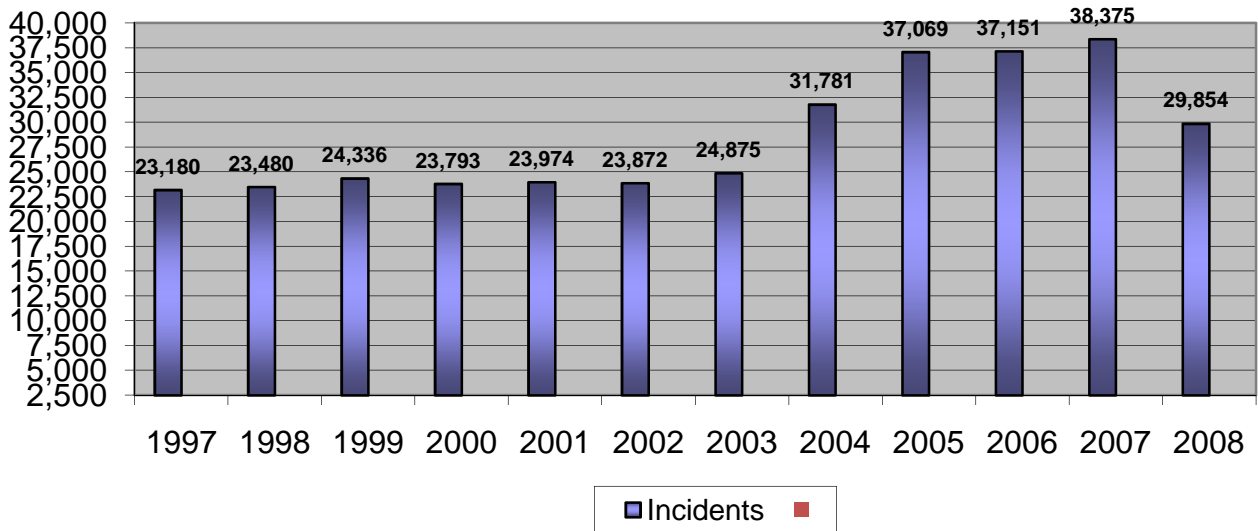
Part 1 Property Crimes



Cases by Year



Total Incidents by Year



2008 Crime Statistics - Year End Totals (by month)

(UCR type format)	TOTAL	January	February	March	April	May	June	July	August	September	October	November	December
PART ONE CRIMES (offenses reported)													
1 Criminal Homicide	1	0	0	0	0	0	0	1	0	0	0	0	0
2 Forcible Rape	33	2	3	2	3	4	3	2	8	3	1	0	2
3 Robbery	22	2	4	1	3	2	2	1	2	1	2	1	1
4 Aggravated Assault	44	3	1	3	5	2	3	8	11	1	2	1	4
5 Burglary	428	41	40	34	38	60	30	20	31	39	36	35	24
6 Larceny Theft	1809	153	137	169	172	176	131	140	143	134	175	156	123
7 Motor Vehicle Theft	121	11	19	8	5	9	17	15	10	7	5	7	8
8 Arson	6	0	1	0	1	0	0	1	0	1	1	1	0
PART ONE TOTALS	2464	212	205	217	227	253	186	188	205	186	222	201	162
% of total for each month		8.60%	8.32%	8.81%	9.21%	10.27%	7.55%	7.63%	8.32%	7.55%	9.01%	8.16%	6.57%
% increase over previous month			-3.30%	5.85%	4.61%	11.45%	-26.48%	1.08%	9.04%	-9.27%	19.35%	-9.46%	-19.40%
PART TWO CRIMES (arrests made)													
9 Other Assaults	597	49	38	60	49	58	39	67	54	52	42	46	43
10 Forgery and Counterfeiting	209	16	11	9	17	31	14	39	8	25	11	7	21
11 Fraud	207	2	5	16	10	21	11	72	2	18	29	4	17
12 Embezzlement	3	2	0	0	0	0	0	1	0	0	0	0	0
13 Stolen Property: Buy, Possess, etc.	818	67	51	69	69	85	58	71	63	39	98	82	66
14 Vandalism (Criminal Mischief)	399	34	31	31	31	40	21	50	23	49	36	24	29
15 Weapons: Carry, Possess, etc.	105	7	1	2	14	7	6	11	5	13	9	5	25
16 Prostitution & Vice	12	0	0	0	0	1	11	0	0	0	0	0	0
17 Sex Offenses	128	5	5	7	3	12	16	39	12	6	11	12	0
18 Drug Abuse Violations	1012	52	81	89	108	116	78	68	80	90	91	98	61
19 Gambling	0	0	0	0	0	0	0	0	0	0	0	0	0
20 Offenses Against Family & Children	10	0	1	0	0	2	2	0	1	1	3	0	0
21 Driving Under The Influence-DUI	280	17	20	35	23	18	29	19	24	21	29	26	19
22 Liquor Laws	831	75	63	68	66	100	90	55	67	81	64	49	53
23 Drunkenness (Intoxication)	441	36	41	31	39	41	43	39	45	31	50	27	18
24 Disorderly Conduct	456	39	48	42	38	24	41	37	34	25	52	36	40
25 Vagrancy (Adult Loitering, etc.)	4	2	1	0	0	0	0	0	0	1	0	0	0
26 All Other Offenses	1471	97	107	0	187	151	107	164	136	120	161	118	123
27 Trespass	205	12	10	18	13	23	5	13	15	61	8	13	14
28 Curfew & Loitering (-18 years)	140	11	9	8	16	25	16	21	3	9	12	9	1
29 Runaways (-18 years)	68	0	2	10	10	10	8	9	5	3	6	3	2
PART TWO TOTALS	7396	523	525	495	693	765	595	775	577	645	712	559	532
% of total for each month		7.07%	7.10%	6.69%	9.37%	10.34%	8.04%	10.48%	7.80%	8.72%	9.63%	7.56%	7.19%
% increase over previous month			0.38%	-5.71%	40.00%	10.39%	-22.22%	30.25%	-25.55%	11.79%	10.39%	-21.49%	-4.83%
Specific Crime													
A. Tobacco (total arrests & citations)	370	25	28	32	50	35	25	18	25	28	32	32	40
B. Retail theft (total arrests & citations)	402	39	24	40	35	46	28	22	37	31	49	25	26
C. Vehicle Burglary (total reported)	446	22	38	59	61	46	27	29	27	24	39	38	36
Specific Crime Total	1218	86	90	131	146	127	80	69	89	83	120	95	102
% of total for each month		7.06%	7.39%	10.76%	11.99%	10.43%	6.57%	5.67%	7.31%	6.81%	9.85%	7.80%	8.37%
% increase over previous month			4.65%	45.56%	11.45%	-13.01%	-37.01%	-13.75%	28.99%	-6.74%	44.58%	-20.83%	7.37%
D. Warrants (persons arrested)													
Warrants (persons arrested)	694	58	54	57	58	55	54	61	55	60	75	47	60
Warrants (total warrants served)	999	91	73	82	81	88	78	91	82	80	97	62	94
% of total for each month		9.11%	7.31%	8.21%	8.11%	8.81%	7.81%	9.11%	8.21%	8.01%	9.71%	6.21%	9.41%
% increase over previous month			-19.78%	12.33%	-1.22%	8.64%	-11.36%	16.67%	-9.89%	-2.44%	21.25%	-36.08%	51.61%
E. Domestic Violence (agg. assault)													
Domestic Violence (agg. assault)	15	1	1	0	1	2	1	1	1	1	4	0	2
F. Domestic Violence (other assaults)													
Domestic Violence (other assaults)	273	21	14	30	28	31	23	33	19	22	23	6	23
G. Domestic Violence (other crimes)													
Domestic Violence (other crimes)	366	48	16	32	27	32	32	37	27	30	34	17	34
Domestic Violence Total	654	70	31	62	56	65	56	71	47	53	61	23	59
% of total for each month		10.70%	4.74%	9.48%	8.56%	9.94%	8.56%	10.86%	7.19%	8.10%	9.33%	3.52%	9.02%
% increase over previous month			-55.71%	100.00%	-9.68%	16.07%	-13.85%	26.79%	-33.80%	12.77%	15.09%	-62.30%	156.52%
Total Incidents reported (called in)													
Total Incidents reported (called in)	26136	1048	1007	2199	2716	2618	2448	2341	2360	2440	2650	2147	2162
Total Traffic Accidents (reported)													
Total Traffic Accidents (reported)	1857	174	153	187	171	156	145	126	145	148	158	139	155
% of accident total for each month		9.37%	8.24%	10.07%	9.21%	8.40%	7.81%	6.79%	7.81%	7.97%	8.51%	7.49%	8.35%
% increase over previous month			-12.07%	22.22%	-8.56%	-8.77%	-7.05%	-13.10%	15.08%	2.07%	6.76%	-12.03%	11.51%
TOTAL ACTIVITY													
TOTAL ACTIVITY	27993	1222	1160	2386	2887	2774	2593	2467	2505	2588	2808	2286	2317
% of total for each month		4.37%	4.14%	8.52%	10.31%	9.91%	9.26%	8.81%	8.95%	9.25%	10.03%	8.17%	8.28%
% increase over previous month			-5.07%	105.69%	21.00%	-3.91%	-6.52%	-4.86%	1.54%	3.31%	8.50%	-18.59%	1.36%
Total Written Citations (non custody)													
Total Written Citations (non custody)	11221	968	970	975	992	946	910	929	894	972	982	798	885
Total Written Violations (non custody)													
Total Written Violations (non custody)	15375	1260	1213	1248	1286	1232	1201	1163	1168	1239	1211	965	1189
Total Written Warning (written, not verbal)													
Total Written Warning (written, not verbal)	1706	111	88	77	110	76	96	195	161	198	179	157	258
Total Parking/Civil Citations (written only)													
Total Parking/Civil Citations (written only)	1478	128	53	86	156	122	129	120	88	180	164	98	154
CITATION TOTALS	29780	2467	2324	2386	2544	2376	2336	2407	2311	2589	3536	2018	2486
% of citation activity for each area		8.28%	7.80%	8.01%	8.54%	7.98%	7.84%	8.08%	7.76%	8.69%	11.87%	6.78%	8.35%
% increase over previous month			-5.80%	2.67%	6.62%	-6.60%	-1.68%	3.04%	-3.99%	12.03%	36.58%	-42.93%	23.19%

2008 Crime Statistics - Year End Totals (by area)

(UCR type format)	TOTAL			DIST. 1	DIST. 2	DIST. 3	DIST. 4	DIST. 5	DIST. 6	DIST. 7	DIST. 8	DIST. 9	DIST. 10	Unknown
PART ONE CRIMES (offenses reported)														
1 Criminal Homicide+	1			0	0	0	0	0	0	1	0	0	0	0
2 Forcible Rape+	33			0	6	0	4	7	5	4	4	1	2	0
3 Robbery+	22			3	0	2	1	4	3	2	5	1	1	0
4 Aggravated Assault+	44			7	1	1	6	10	6	4	1	2	6	0
5 Burglary*	428			29	50	16	21	67	68	67	48	28	33	1
6 Larceny Theft*	1809			103	141	116	100	327	274	190	214	172	163	9
7 Motor Vehicle Theft*	121			9	22	15	8	15	9	19	8	5	10	1
8 Arson*	6			1	0	0	0	1	2	0	0	1	1	0
PART ONE TOTALS	2464			152	220	150	140	431	367	287	280	210	216	11
% of total for each area				6.17%	8.93%	6.09%	5.68%	17.49%	14.89%	11.65%	11.36%	8.52%	8.77%	0.45%
PART TWO CRIMES (arrests made)														
9 Other Assaults	597	480	118	64	63	19	55	89	85	85	52	16	55	14
10 Forgery and Counterfeiting	209	192	16	16	59	10	6	41	37	8	10	2	1	19
11 Fraud	207	199	8	36	37	20	13	0	20	14	12	25	2	28
12 Embezzlement	3	3	0	0	1	0	0	0	1	1	0	0	0	0
13 Stolen Property: Buy,Possess,etc.	818	541	274	33	93	57	37	137	142	53	78	109	31	48
14 Vandalism (Criminal Mischief)	399	236	159	17	38	11	20	89	72	53	24	11	29	35
15 Weapons: Carry, Possess, etc.	105	79	26	9	11	6	14	22	12	10	9	6	6	0
16 Prostitution & Vice	12	10	2	1	5	0	0	0	0	0	2	0	0	4
17 Sex Offenses	128	100	28	6	39	3	8	27	5	14	10	3	6	7
18 Drug Abuse Violations	1012	785	221	94	146	76	102	190	126	73	99	35	64	7
19 Gambling	0	0	0	0	0	0	0	0	0	0	0	0	0	0
20 Offenses Against Family & Children	10	10	0	0	3	0	1	2	0	1	2	0	1	0
21 Driving Under The Influence-DUI	280	275	5	31	43	18	25	41	25	27	37	14	17	2
22 Liquor Laws	831	660	176	89	86	44	69	125	127	130	56	12	81	12
23 Drunkenness (Intoxication)	441	429	7	62	55	29	54	68	40	53	51	14	14	1
24 Disorderly Conduct	456	352	104	63	50	31	39	76	79	41	35	9	27	6
25 Vagrancy (Adult Loitering, etc.)	4	4	0	1	1	0	0	0	0	0	1	1	0	0
26 All Other Offenses	1471	1043	449	152	171	87	152	194	229	169	97	67	122	31
27 Trespass	205	140	65	8	25	10	8	31	24	11	17	3	59	9
28 Curfew & Loitering (-18 years)	140	7	135	19	12	8	6	41	14	17	13	4	6	0
29 Runaways (-18 years)	68	0	68	2	7	2	3	11	14	9	5	5	10	0
PART TWO TOTALS	7396	5545	1861	703	945	431	612	1184	1052	769	610	336	531	223
% of total for each area		74.97%	25.16%	9.51%	12.78%	5.83%	8.27%	16.01%	14.22%	10.40%	8.25%	4.54%	7.18%	3.02%
Specific Crime														
A. Tobacco (total arrests & citations)	370	119	251	35	34	15	60	64	100	23	19	5	13	2
B. Retail theft (total arrests & citations)	402	269	135	13	9	41	9	86	76	23	60	74	6	5
C. Vehicle Burglary (total reported)	446	0	0	25	29	24	25	62	57	74	40	18	90	2
Specific Crime Total	1218			73	72	80	94	212	233	120	119	97	109	9
% of total for each area				5.99%	5.91%	6.57%	7.72%	17.41%	19.13%	9.85%	9.77%	7.96%	8.95%	0.74%
D. Warrants (persons arrested)	694	632	67	78	107	32	53	101	79	84	61	10	43	46
Warrants (total warrants served)	999	938	67	119	160	51	68	146	113	113	88	13	58	70
% of total for each area				11.91%	16.02%	5.11%	6.81%	14.61%	11.31%	11.31%	8.81%	1.30%	5.81%	7.01%
E. Domestic Violence (agg. assault)	15	15	0	1	1	0	2	3	4	0	1	0	3	0
F. Domestic Violence (other assaults)	273	272	1	32	31	10	30	36	24	48	26	7	27	2
G. Domestic Violence (other crimes)	366	356	10	24	36	13	25	71	46	58	36	11	45	1
Domestic Violence Total	654	643	11	57	68	23	57	110	74	106	63	18	75	3
% of total for each area		98.32%	1.68%	8.72%	10.40%	3.52%	8.72%	16.82%	11.31%	16.21%	9.63%	2.75%	11.47%	0.46%
Total Incidents reported (called in)	26136			2429	3077	1600	2075	4022	3411	2871	2968	1265	2409	9
Total Traffic Accidents (reported)	1857			247	244	180	179	210	185	102	182	166	139	23
% of accident total for each area				13.30%	13.14%	9.69%	9.64%	11.31%	9.96%	5.49%	9.80%	8.94%	7.49%	1.24%
TOTAL ACTIVITY														
TOTAL ACTIVITY	27993			2676	3321	1780	2254	4232	3596	2973	3150	1431	2548	32
Total Written Citations (non custody)	11221			1736	1649	1059	914	1518	1202	796	995	295	887	170
Total Written Violations (non custody)	15375			2196	2157	1368	1165	1999	1520	1054	2281	383	1109	143
Total Written Warning (written, not verbal)	1706			288	328	177	103	157	85	115	125	57	231	40
Total Parking/Civil Citations (written only)	1478			79	140	45	192	259	386	98	151	28	88	12
CITATION TOTALS	29780			4299	4274	2649	2374	3933	3193	2063	3552	763	2315	365
% of citation activity for each area				14.44%	14.35%	8.90%	7.97%	13.21%	10.72%	6.93%	11.93%	2.56%	7.77%	1.23%

Accidents: (crashes) At a glance; (1998-2008)

Year	1998	1999	2000	2001	2002	2003	2004	2005	2006	2007	2008
Non-injury	814	763	731	807	878	1075	1286	1169	1016	986	813
% change		-6.27%	-4.19%	10.40%	8.80%	22.44%	19.63%	-9.10%	-13.09%	-2.95%	-17.55%
Injury	334	344	338	395	376	447	532	597	543	536	403
% change		2.99%	-1.74%	16.86%	-4.81%	18.88%	19.02%	12.22%	-9.05%	-1.29%	-24.81%
Hit and run	72	123	93	101	142	162	194	168	193	157	127
% change		70.83%	-24.39%	8.60%	40.59%	14.08%	19.75%	-13.40%	14.88%	-18.65%	-19.11%
Non-reportable	530	525	546	573	497	418	486	597	688	673	508
% change		-0.94%	4.00%	4.95%	-13.26%	-15.90%	16.27%	22.84%	15.24%	-2.18%	-24.52%
Fatal	4	2	2	4	0	2	4	3	4	3	7
% change		-50.00%	0.00%	100.00%	-400.00%	200.00%	100.00%	-25.00%	33.33%	-25.00%	133.33%
Yearly Totals	1754	1757	1710	1880	1893	2104	2502	2534	2444	2355	1858
% change		0.17%	-2.68%	9.94%	0.69%	11.15%	18.92%	1.28%	-3.55%	-3.64%	-21.10%

2008 Accidents by Day/Hour

Saint George Police Department

Traffic Accidents

HOUR	MONDAY	TUESDAY	WEDNESDAY	THURSDAY	FRIDAY	SATURDAY	SUNDAY	TOTALS
Midnight - 12:59 AM	1	2	1	4	4	2	4	18
1:00 AM - 1:59 AM	1	4	5	3	1	4	2	20
2:00 AM - 2:59 AM	0	0	2	0	1	0	4	7
3:00 AM - 3:59 AM	1	2	0	2	1	5	1	12
4:00 AM - 4:59 AM	1	0	3	1	0	0	2	7
5:00 AM - 5:59 AM	1	0	0	0	2	2	3	8
6:00 AM - 6:59 AM	2	3	2	3	3	2	1	16
7:00 AM - 7:59 AM	8	6	7	8	5	2	1	37
8:00 AM - 8:59 AM	18	22	16	19	11	9	3	98
9:00 AM - 9:59 AM	18	12	16	19	10	10	4	89
10:00 AM - 10:59 AM	15	15	20	11	13	11	6	91
11:00 AM - 11:59 AM	22	26	17	12	21	19	2	119
Noon - 12:59 PM	21	24	24	23	31	17	9	149
1:00 PM - 1:59 PM	17	24	19	22	26	18	7	133
2:00 PM - 2:59 PM	30	22	29	17	25	9	14	146
3:00 PM - 3:59 PM	29	36	33	18	38	18	4	176
4:00 PM - 4:59 PM	22	25	35	32	29	20	15	178
5:00 PM - 5:59 PM	25	33	42	39	24	15	8	186
6:00 PM - 6:59 PM	17	20	29	23	12	12	9	122
7:00 PM - 7:59 PM	19	12	12	11	15	12	5	86
8:00 PM - 8:59 PM	10	6	3	9	17	3	4	52
9:00 PM - 9:59 PM	7	7	11	2	5	2	4	38
10:00 PM - 10:59 PM	7	8	4	4	9	4	2	38
11:00 PM - Midnight	5	1	7	7	3	5	4	32
Total by Day	297	310	337	289	306	201	118	1858

Demographics:

Definition: *The characteristics of a human population, or part of it, especially its size, growth, density, distribution, and statistics.*

Total Citations Written

Criteria: Sex, Race, and Age

Citations	1997	1998	1999	2000	2001	2002	2003	2004	2005	2006	2007	2008
Total	9,979	9,159	11,226	14,958	13,812	15,119	15,378	16,571	14,259	12,490	12,522	11,233
% change / previous year		-8.22%	22.57%	33.24%	-7.66%	9.46%	1.71%	7.76%	-13.95%	-12.41%	0.26%	-10.29%

Sex												
Female	2,962	2,967	3,619	4,874	4,552	5,019	5,280	6,062	4,932	4,045	4,192	4,102
Percentage of Total	29.68%	32.39%	32.24%	32.58%	32.96%	33.20%	34.33%	36.58%	34.59%	32.39%	33.48%	36.52%
Male	6,801	6,020	7,433	10,019	9,180	10,023	10,047	10,443	9,296	8,388	8,330	7,131
Percentage of Total	68.15%	65.73%	66.21%	66.98%	66.46%	66.29%	65.33%	63.02%	65.19%	67.16%	66.52%	63.48%

Race												
Asian / Pacific	98	90	87	168	146	197	157	179	135	114	128	154
Percentage of Total	0.98%	0.98%	0.77%	1.12%	1.06%	1.30%	1.02%	1.08%	0.95%	0.91%	1.02%	1.37%
Black	72	91	85	74	67	98	93	116	102	126	111	109
Percentage of Total	0.72%	0.99%	0.76%	0.49%	0.49%	0.65%	0.60%	0.70%	0.72%	1.01%	0.89%	0.97%
Indian / Alaskan	316	272	282	285	255	248	223	249	270	242	216	195
Percentage of Total	3.17%	2.97%	2.51%	1.91%	1.85%	1.64%	1.45%	1.50%	1.89%	1.94%	1.72%	1.74%
Hispanic	701	585	715	980	856	1,025	1,171	1,253	1,342	1,640	1,883	1,842
Percentage of Total	7.02%	6.39%	6.37%	6.55%	6.20%	6.78%	7.61%	7.56%	9.41%	13.13%	15.04%	16.40%
White / Caucasian	8,429	7,760	9,640	13,044	11,988	13,120	13,343	14,281	11,986	9,789	9,473	8,933
Percentage of Total	84.47%	84.73%	85.87%	87.20%	86.79%	86.78%	86.77%	86.18%	84.06%	78.37%	75.65%	79.52%

Age												
1 - 17 years old	2,502	2,128	2,486	2,964	2,730	2,877	2,704	2,622	2,218	2,068	2,171	1,769
Percentage of Total	25.07%	23.23%	22.15%	19.82%	19.77%	19.03%	17.58%	15.82%	15.56%	16.56%	17.34%	15.75%
18 - 20 years old	2,538	2,329	3,155	4,109	3,553	3,850	3,436	3,613	3,055	2,489	2,335	2,043
Percentage of Total	25.43%	25.43%	28.10%	27.47%	25.72%	25.46%	22.34%	21.80%	21.43%	19.93%	18.65%	18.19%
21 - 30 years old	2,145	2,207	2,763	4,289	3,879	4,435	4,788	5,159	4,521	3,869	3,804	3,742
Percentage of Total	21.50%	24.10%	24.61%	28.67%	28.08%	29.33%	31.14%	31.13%	31.71%	30.98%	30.38%	33.31%
31 - 40 years old	1,361	1,168	1,329	1,514	1,636	1,766	2,007	2,172	1,941	1,726	1,812	1,725
Percentage of Total	13.64%	12.75%	11.84%	10.12%	11.84%	11.68%	13.05%	13.11%	13.61%	13.82%	14.47%	15.36%
41 + years old	1,469	1,291	1,469	2,050	1,971	2,137	2,378	3,005	2,524	2,338	2,391	2,467
Percentage of Total	14.72%	14.10%	13.09%	13.71%	14.27%	14.13%	15.46%	18.13%	17.70%	18.72%	19.09%	21.96%

* There is a very small percentage of citations where some fields are unknown, illegible, or incomplete.

Jan 2008 Crime Statistics

(UCR type format)	TOTAL			DIST. 1	DIST. 2	DIST. 3	DIST. 4	DIST. 5	DIST. 6	DIST. 7	DIST. 8	DIST. 9	DIST. 10	Unknown
PART ONE CRIMES (offenses reported)														
1 Criminal Homicide+	0													
2 Forcible Rape+	2				1								1	
3 Robbery+	2							1	1					
4 Aggravated Assault+	3			1				2						
5 Burglary*	41			5	5	4	1	7	8	6	3	1	1	
6 Larceny Theft*	153			7	14	9	7	34	24	19	9	21	9	
7 Motor Vehicle Theft*	11				1	2	2	3	1	2				
8 Arson*	0													
+ crimes against persons														
* crimes against property														
PART ONE TOTALS	212			13	21	15	10	47	34	27	12	22	11	0
PART TWO CRIMES (arrests made)		ADULT	JUVENILE											
9 Other Assaults	49	36	13	3	8	5	5	6	7	6	4		5	
10 Forgery and Counterfeiting	16	15	1		12		1	1	1	1				
11 Fraud	2	2	0		1				1					
12 Embezzlement	2	2	0		1				1					
13 Stolen Property: Buy, Possess, etc.	67	48	19	2	1	2	3	23	14	3		18	1	
14 Vandalism (Criminal Mischief)	29	22	7		7	3	4	10	1	8			1	
15 Weapons: Carry, Possess, etc.	7	6	1		3			2		2				
16 Prostitution & Vice	0	0	0											
17 Sex Offenses	5	5	0		3			2						
18 Drug Abuse Violations	52	48	4		14	4	10	11	7	2		4		
19 Gambling	0	0	0											
20 Offenses Against Family & Children	0	0	0											
21 Driving Under The Influence-DUI	17	17	0	1	1	2	1	3	3		3	2	1	
22 Liquor Laws	75	64	11	12	6	2	10	9	10	9	11		6	
23 Drunkenness (Intoxication)	36	36	0	4	5	2	4	7	3	5	6			
24 Disorderly Conduct	39	29	10	3	6	3	3	7	6	4	5	2		
25 Vagrancy (Adult Loitering, etc.)	2	2	0	1								1		
26 All Other Offenses	91	69	22	3	18	4	21	12	6	11	5	9	8	
27 Trespass	12	6	6	1	2		2	4	3					
28 Curfew & Loitering (-18 years)	11	2	9		3		1	4		2	1			
29 Runaways (-18 years)	0	0	0											
PART TWO TOTALS	512	409	103	30	91	27	65	101	63	53	35	36	22	0
Specific Crime		ADULT	JUVENILE											
A. Tobacco (total arrests & citations)	25	7	18	1	2		12	4	4	1	1			
B. Retail theft (total arrests & citations)	42	33	9	2		1	1	11	3	2		18	1	
C. Vehicle Burglary (total reported)	22	0	0			2	1	3	3	5	6		2	
Specific Crime Total	89	40	27	3	2	3	14	18	10	8	7	18	3	0
D. Warrants (persons/total warrants)	62/91	58/87	4/4	5/9	14/24	1/1	4/4	9/15	5/6	8/8	8/14			4/10
E. Domestic Violence (agg. assault)	1	1	0						1					
F. Domestic Violence (other assaults)	21	21	0	1	2	2	2	2	2	3	2		5	
G. Domestic Violence (other crimes)	48	41	7	4	7	3	5	8	5	2	4	3	7	
Domestic Violence Total	70	63	7	5	9	5	7	10	8	5	6	3	12	0
		Year to Date Totals												
Total Incidents reported (called in)	2888	2888												
Total Traffic Accidents (reported)	174	174			20	27	15	16	13	16	12	34	4	14
TOTAL ACTIVITY	3062	3062			20	27	15	16	13	16	12	34	4	14
Total Written Citations (non custody)	971	971			151	132	73	106	115	90	84	102	44	53
Total Written Violations (non custody)	1263	1263			186	180	104	141	145	118	110	134	58	69
Total Written Warning (written, not verbal)	111	111			21	17	9	17	8	5	7	7	11	6
Total Parking/Civil Citations (written only)	128	128			7	7	8	13	25	29	11	20	0	8
CITATION TOTALS	2473	0			365	336	194	277	293	242	212	263	113	136

FEB 2008 Crime Statistics

(UCR type format)	TOTAL			DIST. 1	DIST. 2	DIST. 3	DIST. 4	DIST. 5	DIST. 6	DIST. 7	DIST. 8	DIST. 9	DIST. 10	Unknown
PART ONE CRIMES (offenses reported)														
1 Criminal Homicide+	0													
2 Forcible Rape+	3						1	1	1					
3 Robbery+	4								1		1	1	1	
4 Aggravated Assault+	1												1	
5 Burglary*	40			2	5	2	6	3	11	4	1	4	2	
6 Larceny Theft*	137			9	6	10	4	28	24	9	19	14	13	1
7 Motor Vehicle Theft*	19			3	3	3	1	2		3	2	2		
8 Arson*	1								1					
+ crimes against persons														
* crimes against property														
PART ONE TOTALS	205			14	14	15	12	34	38	16	23	21	17	1
PART TWO CRIMES (arrests made)		ADULT	JUVENILE											
9 Other Assaults	38	25	13	4	7	1	2	7	5	1	5	4	2	
10 Forgery and Counterfeiting	11	11			11									
11 Fraud	5	5		1	2	1					1			
12 Embezzlement	0													
13 Stolen Property: Buy, Possess, etc.	51	30	21	2	6	1	2	11	7		7	10	1	4
14 Vandalism (Criminal Mischief)	30	8	22		4		2	8	7	2	6	1	1	
15 Weapons: Carry, Possess, etc.	1	1									1			
16 Prostitution & Vice	0													
17 Sex Offenses	5	4	1		2			2		1				
18 Drug Abuse Violations	81	58	23	1	31	7	9	19		1	8	3	2	
19 Gambling	0													
20 Offenses Against Family & Children	1	1								1				
21 Driving Under The Influence-DUI	20	19	1	1	4	3	3	2		3	1	1	2	
22 Liquor Laws	63	48	15	8	5	7	8	2	3	5	3	1	21	
23 Drunkenness (Intoxication)	41	40	1	7	10	2	4	5	3	3	7			
24 Disorderly Conduct	48	31	17	3	13	3	4	6	12	1	6			
25 Vagrancy (Adult Loitering, etc.)	1	1			1									
26 All Other Offenses	107	74	33	14	12	15	9	23	19	5	7	2	1	
27 Trespass	10	6	4	2	2	2		1	2		1			
28 Curfew & Loitering (-18 years)	9		9				2	3		1	1		2	
29 Runaways (-18 years)	2		2		1						1			
PART TWO TOTALS	524	362	162	43	111	42	45	89	58	24	55	22	32	4
Specific Crime		ADULT	JUVENILE											
A. Tobacco (total arrests & citations)	28	7	21	3	3	4	2	7	8		1			
B. Retail theft (total arrests & citations)	24	15	9	1		1		8	4		6	4		
C. Vehicle Burglary (total reported)	38			3	4	2	2	6	10	3	4	2	2	
Specific Crime Total	90	22	30	7	7	7	4	21	22	3	11	6	2	0
D. Warrants (persons/total warrants)	54/73	50/69	4/4	9/10	12/19	3/4	4/8	8/11	3/3	3/3	4/4	2/2	4/7	2/2
E. Domestic Violence (agg. assault)	1	1		1										
F. Domestic Violence (other assaults)	14	13	1	1	3		4	2	1	2		1		
G. Domestic Violence (other crimes)	16	15	1		3			4	3	3		2	1	
Domestic Violence Total	31	29	2	2	6	0	4	6	4	5	0	3	1	0
		Year to Date Totals												
Total Incidents reported (called in)	2906	5794												
Total Traffic Accidents (reported)	153	327			17	12	19	12	17	14	18	8	35	1
TOTAL ACTIVITY	3059	6121			17	12	19	12	17	14	18	8	35	1
Total Written Citations (non custody)	970	1941			224	117	94	78	136	107	44	72	22	61
Total Written Violations (non custody)	1227	2490			284	155	113	99	177	129	54	91	26	82
Total Written Warning (written, not verbal)	88	199			22	8	11	6	8	6	6	3		18
Total Parking/Civil Citations (written only)	53	181			4	6	1	9	13	7	1	6	2	4
CITATION TOTALS	2338	4811			534	286	219	192	334	249	105	172	50	165

MARCH 2008 Crime Statistics

(UCR type format)	TOTAL			DIST. 1	DIST. 2	DIST. 3	DIST. 4	DIST. 5	DIST. 6	DIST. 7	DIST. 8	DIST. 9	DIST. 10	Unknown
PART ONE CRIMES (offenses reported)														
1 Criminal Homicide+	0													
2 Forcible Rape+	2				1			1						
3 Robbery+	1					1								
4 Aggravated Assault+	3						1	1	1					
5 Burglary*	34			1	6	1	4	5	6	4	3	3	1	
6 Larceny Theft*	169			8	15	15	15	30	26	20	15	15	10	
7 Motor Vehicle Theft*	8					3	1	2		1			1	
8 Arson*	0													
+ crimes against persons														
* crimes against property														
PART ONE TOTALS	217			9	22	20	21	39	33	25	18	18	12	0
PART TWO CRIMES (arrests made)		ADULT	JUVENILE											
9 Other Assaults	60	44	16	2	13		4	10	8	11	1	5	4	2
10 Forgery and Counterfeiting	9	9	0	1	1		2			2				3
11 Fraud	16	15	1	6	4		6							
12 Embezzlement	0	0	0											
13 Stolen Property: Buy, Possess, etc.	69	43	26	2	11	5	4	18	13	1	7	6		2
14 Vandalism (Criminal Mischief)	31	14	17	1	4			2	9	3			4	8
15 Weapons: Carry, Possess, etc.	2	1	1	1		1								
16 Prostitution & Vice	0	0	0											
17 Sex Offenses	7	5	2		5	1				1				
18 Drug Abuse Violations	89	63	26	12	16	6	17	13	6	1	3	5	10	
19 Gambling	0	0	0											
20 Offenses Against Family & Children	0	0	0											
21 Driving Under The Influence-DUI	35	34	1	2	5		5	7	7	2	4	2	1	
22 Liquor Laws	73	62	11	8	15	4	1	19	2	11	5		1	2
23 Drunkenness (Intoxication)	26	26	0	4	2	3	4	4	3	3	7	1		
24 Disorderly Conduct	42	27	15	6	4	3	1	6	10	1	4	1	6	
25 Vagrancy (Adult Loitering, etc.)	0	0	0											
26 All Other Offenses	0	0	0											
27 Trespass	18	10	8	3	4	2	1	3	1		4			
28 Curfew & Loitering (-18 years)	8		8	1	1	2	1	1	1	1				
29 Runaways (-18 years)	10	0	10		1	1	1		1	1	1	2	2	
PART TWO TOTALS	495	353	142	49	86	28	47	83	61	38	36	22	28	17
Specific Crime		ADULT	JUVENILE											
A. Tobacco (total arrests & citations)	32	12	20	5		2	3	11	8				3	
B. Retail theft (total arrests & citations)	40	26	14			3		15	10	1	5	6		
C. Vehicle Burglary (total reported)	59			6	7	4	6	2	14	7			13	
Specific Crime Total	131	38	34	11	7	9	9	28	32	8	5	6	16	0
D. Warrants (persons/total warrants)	57/82	53/78	4/4	6/10	10/17	4/6	4/4	7/11	4/4	9/15	4/6	1/1	2/2	6/6
E. Domestic Violence (agg. assault)	0	0	0											
F. Domestic Violence (other assaults)	30	30	0	1	7		3	3	3	8		3	2	
G. Domestic Violence (other crimes)	32	32	0	4	5		2	2	6	10		1	2	
Domestic Violence Total	62	62	0	5	12	0	5	5	9	18	0	4	4	0
		Year to Date Totals												
Total Incidents reported (called in)	2186	8307												
Total Traffic Accidents (reported)	187	514			21	31	11	22	22	14	9	45	10	2
TOTAL ACTIVITY	2373	8821			21	31	11	22	22	14	9	45	10	2
Total Written Citations (non custody)	975	2916			211	168	83	75	129	100	58	78	20	39
Total Written Violations (non custody)	1248	3738			251	224	106	99	177	125	73	99	26	53
Total Written Warning (written, not verbal)	77	276			18	15	7	4	4	8	2	4	2	13
Total Parking/Civil Citations (written only)	86	267			9	4	2	6	15	34	4	6	3	3
CITATION TOTALS	2386	7197			489	411	198	184	325	267	137	187	51	108

APRIL 2008 Crime Statistics

(UCR type format)	TOTAL			DIST. 1	DIST. 2	DIST. 3	DIST. 4	DIST. 5	DIST. 6	DIST. 7	DIST. 8	DIST. 9	DIST. 10	Unknown
PART ONE CRIMES (offenses reported)														
1 Criminal Homicide+	0													
2 Forcible Rape+	3							2	1					
3 Robbery+	3					1	1				1			
4 Aggravated Assault+	5						2	2					1	
5 Burglary*	38			3	4	3	1	7	7	4	5	1	3	
6 Larceny Theft*	176			9	12	12	5	28	25	21	23	10	27	
7 Motor Vehicle Theft*	5				2					2	1			
8 Arson*	1											1		
+ crimes against persons														
* crimes against property														
PART ONE TOTALS	231			12	18	16	9	39	33	27	30	12	31	0
PART TWO CRIMES (arrests made)		ADULT	JUVENILE											
9 Other Assaults	49	39	10	5	2	3	6	7	8	8	5		3	2
10 Forgery and Counterfeiting	17	10	7	1	2	1			9					4
11 Fraud	10	4	6		1				7					2
12 Embezzlement	0	0	0											
13 Stolen Property: Buy, Possess, etc.	69	41	28	3	4	4	6	9	11	6	7	8	1	10
14 Vandalism (Criminal Mischief)	31	19	12	2	4	1		7	5	5	2		1	4
15 Weapons: Carry, Possess, etc.	14	8	6				8	3	1				2	
16 Prostitution & Vice	0	0	0											
17 Sex Offenses	3	2	1		2									1
18 Drug Abuse Violations	108	71	37	22	7	3	12	18	2	15	9	3	12	5
19 Gambling	0	0	0											
20 Offenses Against Family & Children	0	0	0											
21 Driving Under The Influence-DUI	23	22	1		5		1	3	3	2	5		2	2
22 Liquor Laws	66	41	25	5	12	1	6	7	7	9	3		10	6
23 Drunkenness (Intoxication)	39	38	1	10	4	5	6	4	5	2	1		2	
24 Disorderly Conduct	38	24	14	6	2	5	2	3	8	6	2		1	3
25 Vagrancy (Adult Loitering, etc.)	0	0	0											
26 All Other Offenses	187	104	83	24	23	10	24	20	24	12	13	28	8	1
27 Trespass	13	7	6					5	1		2		1	4
28 Curfew & Loitering (-18 years)	16	0	16	5			1	5		2	2	1		
29 Runaways (-18 years)	10	0	10				1	1	1	1	1	2	3	
PART TWO TOTALS	693	430	263	83	68	33	73	92	92	68	52	42	46	44
Specific Crime		ADULT	JUVENILE											
A. Tobacco (total arrests & citations)	50	17	33	6	4	3	10	5	11	4	3	2	1	1
B. Retail theft (total arrests & citations)	35	25	10	1		2	5	4	7	6	5	5		
C. Vehicle Burglary (total reported)	61			2	4	1	1	7	8	13	3	3	19	
Specific Crime Total	146	42	43	9	8	6	16	16	26	23	11	10	20	1
D. Warrants (persons/total warrants)	58/81	52/75	6/6	8/13	4/9	4/9	7/9	8/11	11/15	4/4	4/4	1/1	3/3	4/3
E. Domestic Violence (agg. assault)	1	1	0											1
F. Domestic Violence (other assaults)	28	28	0	2	1	2	3	5	2	7	4			2
G. Domestic Violence (other crimes)	27	27	0	2	4	1	1	5	2	4	6			2
Domestic Violence Total	56	56	0	4	5	3	4	10	4	11	10	0	5	0
		Year to Date Totals												
Total Incidents reported (called in)	2716	11023		225	290	142	239	429	355	307	321	149	258	1
Total Traffic Accidents (reported)	171	685		30	24	9	17	16	15	8	39	3	9	1
TOTAL ACTIVITY	2887	11708		255	314	151	256	445	370	315	360	152	267	2
Total Written Citations (non custody)	992	3908		177	124	98	82	149	131	62	82	30	47	10
Total Written Violations (non custody)	1286	5024		234	157	126	98	189	170	87	106	40	63	16
Total Written Warning (written, not verbal)	118	394		10	19	11	8	4	8	9	14	11	16	
Total Parking/Civil Citations (written only)	167	434		5	20	4	13	45	34	1	11	2	20	1
CITATION TOTALS	2563	9760		426	320	239	201	387	343	159	213	83	146	27

MAY 2008 Crime Statistics

(UCR type format)	TOTAL			DIST. 1	DIST. 2	DIST. 3	DIST. 4	DIST. 5	DIST. 6	DIST. 7	DIST. 8	DIST. 9	DIST. 10	Unknown
PART ONE CRIMES (offenses reported)														
1 Criminal Homicide+	0													
2 Forcible Rape+	4							1		3				
3 Robbery+	2							1			1			
4 Aggravated Assault+	2			1									1	
5 Burglary*	60			1	9	1		7	8	9	11	7	7	
6 Larceny Theft*	176			7	13	13	12	39	22	15	23	14	18	
7 Motor Vehicle Theft*	9			1	4			1		2			1	
8 Arson*	0													
+ crimes against persons														
* crimes against property														
PART ONE TOTALS	253			10	26	14	12	49	30	29	35	21	27	0
PART TWO CRIMES (arrests made)		ADULT	JUVENILE											
9 Other Assaults	58	48	10	7	4	5	7	11	9	4	4	1	2	4
10 Forgery and Counterfeiting	31	29	2	3	16	3			2	1	1			5
11 Fraud	21	21	0		2	19								
12 Embezzlement	0	0	0											
13 Stolen Property: Buy, Possess, etc.	85	60	25	6	6	15	4	8	11	6	15	2	4	8
14 Vandalism (Criminal Mischief)	40	20	20	1	1	3	3	13	5	1	1		2	10
15 Weapons: Carry, Possess, etc.	7	6	1	2		1	2	1	1					
16 Prostitution & Vice	1	1	0	1										
17 Sex Offenses	12	4	8		6					2			1	3
18 Drug Abuse Violations	116	78	38	9	7	8	15	39	17	9	8		4	
19 Gambling	0	0	0											
20 Offenses Against Family & Children	2	2	0								1		1	
21 Driving Under The Influence-DUI	18	18	0	3	3	4	1	1	1	2	1		2	
22 Liquor Laws	100	71	29	12	8	13	8	5	25	15	2	2	10	
23 Drunkenness (Intoxication)	41	40	1	8	4	6	7	2	6	3	3		2	
24 Disorderly Conduct	24	16	8	2	3	2	2	5	9				1	
25 Vagrancy (Adult Loitering, etc.)	0	0	0											
26 All Other Offenses	178	119	59	29	25	11	19	3	23	17	10	2	11	1
27 Trespass	23	16	7	1	7			4	1	1	4		3	2
28 Curfew & Loitering (-18 years)	25	1	24	4	2	1		7	1	8			2	
29 Runaways (-18 years)	10	0	10					1	2	4	1	1	1	
PART TWO TOTALS	792	550	242	88	94	91	68	100	113	73	51	8	46	33
Specific Crime		ADULT	JUVENILE											
A. Tobacco (total arrests & citations)	35	8	27	5	10		6	8	2	2	1	1		
B. Retail theft (total arrests & citations)	46	37	9			14		7	9	1	12	2		1
C. Vehicle Burglary (total reported)	46			4	1	7	1	12	6	6	3	1	5	
Specific Crime Total	127	45	36	9	11	21	7	27	17	9	16	4	5	1
D. Warrants (persons/total warrants)	55/88	48/81	7/7	9/12	8/13	4/4	6/7	5/7	4/6	9/13	4/7		4/11	2/8
E. Domestic Violence (agg. assault)	2	2						1					1	
F. Domestic Violence (other assaults)	31	31		4	2	4	5	6	2	3	2	1	2	
G. Domestic Violence (other crimes)	32	32		1	2	4	7	8	2	3			5	
Domestic Violence Total	65	65	0	5	4	8	12	15	4	6	2	1	8	0
		Year to Date Totals												
Total Incidents reported (called in)	2618	13641		257	289	167	200	424	338	302	288	112	241	
Total Traffic Accidents (reported)	156	841		20	20	13	20	20	14	8		31	10	
TOTAL ACTIVITY	2774	14482		277	309	180	220	444	352	310	288	143	251	0
Total Written Citations (non custody)	946	4854		163	129	107	81	108	130	67	83	14	51	13
Total Written Violations (non custody)	1235	6259		210	164	144	102	149	173	82	110	19	63	16
Total Written Warning (written, not verbal)	76	470		23	21	6	1	6	6	2	5		6	
Total Parking/Civil Citations (written only)	122	556		11	26	2	12	25	15	16	8	4	1	2
CITATION TOTALS	2379	12139		407	340	259	196	288	324	167	206	37	121	31

JUNE 2008 Crime Statistics

(UCR type format)	TOTAL			DIST. 1	DIST. 2	DIST. 3	DIST. 4	DIST. 5	DIST. 6	DIST. 7	DIST. 8	DIST. 9	DIST. 10	Unknown
PART ONE CRIMES (offenses reported)														
1 Criminal Homicide+	0													
2 Forcible Rape+	3								1		2			
3 Robbery+	2			1					1					
4 Aggravated Assault+	3						1		1	1				
5 Burglary*	30			2	3	1		10	5		5	2	2	
6 Larceny Theft*	131			7	14	7	6	31	12	8	20	16	10	
7 Motor Vehicle Theft*	17				4	2	1	3	1	3	1	1	1	
8 Arson*	0													
+ crimes against persons														
* crimes against property														
PART ONE TOTALS	186			10	21	10	8	44	21	12	28	19	13	0
PART TWO CRIMES (arrests made)		ADULT	JUVENILE											
9 Other Assaults	39	35	4	1	4	1	2	6	5	5	6		7	2
10 Forgery and Counterfeiting	14	14	0	2	4			4	3		1			
11 Fraud	11	11	0	4	4					1	2			
12 Embezzlement	0	0	0											
13 Stolen Property: Buy, Possess, etc.	58	40	18	3	10		1	14	10	2	5	8	1	4
14 Vandalism (Criminal Mischief)	21	15	6	2	5			4	2	2	4		2	
15 Weapons: Carry, Possess, etc.	6	6	0		3						1	1	1	
16 Prostitution & Vice	11	9	2		5						2			4
17 Sex Offenses	16	14	2	1	6			4		1	1			3
18 Drug Abuse Violations	78	71	7	8	16	11	1	8	9	2	13	2	8	
19 Gambling	0	0	0											
20 Offenses Against Family & Children	2	2	0					1			1			
21 Driving Under The Influence-DUI	29	29	0	4	3	4	2	5	1	1	3	4	2	
22 Liquor Laws	90	71	19	3	6	2	6	22	15	14	4	4	12	2
23 Drunkenness (Intoxication)	43	42	1	3	6	2	4	9	5	5	5	3	1	
24 Disorderly Conduct	41	39	2	2	5	3	2	14	5	1	8		1	
25 Vagrancy (Adult Loitering, etc.)	0	0	0											
26 All Other Offenses	107	88	19	11	13	2	9	34	16	11	6		5	
27 Trespass	5	5	0		2					2	1			
28 Curfew & Loitering (-18 years)	16	0	16	1				7	4		4			
29 Runaways (-18 years)	8	0	8	1	1			3	2	1				
PART TWO TOTALS	595	491	104	46	93	25	27	135	77	48	67	22	40	15
Specific Crime		ADULT	JUVENILE											
A. Tobacco (total arrests & citations)	25	14	11	5	2		3	7	4	4				
B. Retail theft (total arrests & citations)	27	17	10		2			11	6	1	2	5		1
C. Vehicle Burglary (total reported)	26				2		1	8	1	6	4	1	3	1
Specific Crime Total	78	31	21	5	6	0	4	26	11	11	6	6	3	2
D. Warrants (persons/total warrants)	54/83	48/77	6/6	6/10	9/10		1/3	13/19	4/4	7/9	6/9	1/3	2/2	5/9
E. Domestic Violence (agg. assault)	1	1	0				1							
F. Domestic Violence (other assaults)	23	23	0	1	1	1		3	2	5	6		2	2
G. Domestic Violence (other crimes)	32	32	0	1	2	1	2	9	3	3	8		2	1
Domestic Violence Total	56	56	0	2	3	2	3	12	5	8	14	0	4	3
		Year to Date Totals												
Total Incidents reported (called in)	2448	16089		264	285	153	169	437	284	245	291	107	213	
Total Traffic Accidents (reported)	146	987		28	25	15	8	16	12	6		26	9	
TOTAL ACTIVITY	2594	17076		292	310	168	177	453	296	251	291	133	222	0
Total Written Citations (non custody)	910	5764		129	126	95	47	147	83	82	85	25	80	11
Total Written Violations (non custody)	1201	7460		165	173	132	65	190	102	113	121	33	94	13
Total Written Warning (written, not verbal)	99	569		13	13	6	7	4	3	17	10	2	21	
Total Parking/Civil Citations (written only)	129	685		2	6	2	6	24	42	17	19		10	1
CITATION TOTALS	2339	14478		309	318	235	125	365	230	229	235	60	205	25

JULY 2008 Crime Statistics

(UCR type format)	TOTAL			DIST. 1	DIST. 2	DIST. 3	DIST. 4	DIST. 5	DIST. 6	DIST. 7	DIST. 8	DIST. 9	DIST. 10	Unknown
PART ONE CRIMES (offenses reported)														
1 Criminal Homicide+	1									1				
2 Forcible Rape+	2							1	1					
3 Robbery+	1							1						
4 Aggravated Assault+	8						2	1	2		1	2		
5 Burglary*	16			1	1			2	5	2	8		1	
6 Larceny Theft*	140			11	12	7	8	17	22	18	13	17	12	3
7 Motor Vehicle Theft*	15			1	1	3	2	1		3			3	1
8 Arson*	1								1					
+ crimes against persons														
* crimes against property														
PART ONE TOTALS	184			13	14	10	12	23	31	24	22	19	16	4
PART TWO CRIMES (arrests made)		ADULT	JUVENILE											
9 Other Assaults	67	59	8	12	3		9	7	8	14	5	2	4	3
10 Forgery and Counterfeiting	38	38	0	5	5		2	26						1
11 Fraud	72	72	0	21	16		6			4		23		2
12 Embezzlement	1	1	0							1				
13 Stolen Property: Buy, Possess, etc.	71	53	18	4	19	1	4	9	7	6	6	7	3	5
14 Vandalism (Criminal Mischief)	50	33	17	6	5	2	2	3	11	10	6		4	1
15 Weapons: Carry, Possess, etc.	11	10	1		2	3				2		4		
16 Prostitution & Vice	0	0	0											
17 Sex Offenses	39	37	2	3	10			12	4	2	4	3	1	
18 Drug Abuse Violations	68	60	8	5	12			18	7	7	10	6	3	
19 Gambling	0	0	0											
20 Offenses Against Family & Children	0	0	0											
21 Driving Under The Influence-DUI	19	19	0	3	2			1	6	1	3	1	2	
22 Liquor Laws	55	47	8	5	6	3	5	13	4	12	3	1	3	
23 Drunkenness (Intoxication)	39	38	1	4	3	2	3	8	1	11	3	1	3	
24 Disorderly Conduct	37	31	6	5		2	4	4	2	6	5	3	5	1
25 Vagrancy (Adult Loitering, etc.)	0	0	0											
26 All Other Offenses	164	130	34	19	15	5	4	36	19	28	8	15	11	4
27 Trespass	13	13	0		2	3	1	3			2		2	
28 Curfew & Loitering (-18 years)	21	4	19	7	4	4		4			2			
29 Runaways (-18 years)	9	0	9	1	3			2	2				1	
PART TWO TOTALS	774	645	131	100	107	25	40	146	71	104	57	66	42	17
Specific Crime		ADULT	JUVENILE											
A. Tobacco (total arrests & citations)	18	5	13	1			1	7	3	5			1	
B. Retail theft (total arrests & citations)	22	12	10		1	1		4	4	4	4	2	1	1
C. Vehicle Burglary (total reported)	29			1	2		2	2	2	6	3	5	6	
Specific Crime Total	69	17	23	2	3	1	3	13	9	15	7	7	8	1
D. Warrants (persons/total warrants)	62/93	61/92	1/1	5/12	13/15	0/0	2/3	6/10	8/17	13/16	5/9	0/0	5/6	4/3
E. Domestic Violence (agg. assault)	1	1	0						1					
F. Domestic Violence (other assaults)	33	33	0	6	3		4	1	4	7	3		5	
G. Domestic Violence (other crimes)	37	36	1	4	1		2	9	4	11	2	1	3	
Domestic Violence Total	71	70	1	10	4	0	6	10	9	18	5	1	8	0
		Year to Date Totals												
Total Incidents reported (called in)	2341	18430		203	300	146	176	340	301	275	268	120	212	
Total Traffic Accidents (reported)	126	1113		13	12	16	12	19	13	5	29	4	3	1
TOTAL ACTIVITY	2467	19543		216	312	162	188	359	314	280	297	124	215	1
Total Written Citations (non custody)	929	6693		123	148	77	68	144	74	87	85	25	81	17
Total Written Violations (non custody)	1163	8623		153	188	102	81	185	89	112	106	30	97	20
Total Written Warning (written, not verbal)	195	764		16	29	12	9	35	7	29	22	13	21	2
Total Parking/Civil Citations (written only)	120	805		6	9		34	24	26	3	14	1	1	2
CITATION TOTALS	2407	16885		298	374	191	192	388	196	231	227	69	200	41

AUGUST 2008 Crime Statistics

(UCR type format)	TOTAL			DIST. 1	DIST. 2	DIST. 3	DIST. 4	DIST. 5	DIST. 6	DIST. 7	DIST. 8	DIST. 9	DIST. 10	Unknown
PART ONE CRIMES (offenses reported)														
1 Criminal Homicide+	0													
2 Forcible Rape+	4				3				1					
3 Robbery+	2			1							1			
4 Aggravated Assault+	11			3	1	1		2	1	2			1	
5 Burglary*	31			2	6	1	3		4	7	3	2	2	1
6 Larceny Theft*	148			8	16	10	12	23	19	15	15	12	11	2
7 Motor Vehicle Theft*	10			1	1		1	2	2	1	1	1		
8 Arson*	0													
+ crimes against persons														
* crimes against property														
PART ONE TOTALS	206			15	27	12	16	27	27	25	20	15	14	3
PART TWO CRIMES (arrests made)		ADULT	JUVENILE											
9 Other Assaults	54	46	8	12	6	1	5	4	12	6	5	1	2	
10 Forgery and Counterfeiting	8	8	0		1			2	2	2			1	
11 Fraud	2	1	1		1		1							
12 Embezzlement	0	0	0											
13 Stolen Property: Buy, Possess, etc.	63	35	28	4	6	4	2	11	11	3	8	8	3	3
14 Vandalism (Criminal Mischief)	24	15	9		2			5	7	6	2	1		
15 Weapons: Carry, Possess, etc.	5	5	0		2		2	1						
16 Prostitution & Vice	0	0	0											
17 Sex Offenses	12	12	0	1			2	1		5	2		1	
18 Drug Abuse Violations	76	61	15	5	12	5	9	15	8	6	16	2	2	
19 Gambling	0	0	0											
20 Offenses Against Family & Children	1	1	0				1							
21 Driving Under The Influence-DUI	24	24	0	2	3		3	5	3	1	4	2	1	
22 Liquor Laws	67	56	11	4	5	2	3	9	16	20	2	2	2	2
23 Drunkenness (Intoxication)	45	45	0	6	8	1	8	5	2	6	5	3		1
24 Disorderly Conduct	34	31	3	3	5	4	5	9	3	3	2			
25 Vagrancy (Adult Loitering, etc.)	0	0	0											
26 All Other Offenses	136	92	44	8	16	6	12	9	25	17	16	4	18	5
27 Trespass	15	10	5		5	1		1	1	4		1		2
28 Curfew & Loitering (-18 years)	3	0	3	1	1							1		
29 Runaways (-18 years)	5	0	5					1	3		1			
PART TWO TOTALS	574	442	132	46	73	24	53	78	93	79	63	25	30	13
Specific Crime		ADULT	JUVENILE											
A. Tobacco (total arrests & citations)	26	5	21		2		5	1	10	2	1	1	2	1
B. Retail theft (total arrests & citations)	37	18	19	4		2		8	6	3	7	7		
C. Vehicle Burglary (total reported)	27			2	1	2	3	6		3	2	2	6	
Specific Crime Total	90	23	40	6	3	4	8	15	16	8	10	10	8	1
D. Warrants (persons/total warrants)	55/81	50/76	5/5	7/12	6/11	1/1	5/7	12/15	8/8	7/11	3/4	1/1	1/1	4/11
E. Domestic Violence (agg. assault)	1	1	0					1						
F. Domestic Violence (other assaults)	19	19	0	1	3	1	3	1	2	2	4	1	1	
G. Domestic Violence (other crimes)	27	27	0	1	2		1	6	1	3	11	2		
Domestic Violence Total	47	47	0	2	5	1	4	8	3	5	15	3	1	0
		Year to Date Totals												
Total Incidents reported (called in)	2360	20790		227	270	139	208	366	284	264	272	111	219	
Total Traffic Accidents (reported)	145	1258		17	19	23	13	19	15	8	18		12	1
TOTAL ACTIVITY	2505	22048		244	289	162	221	385	299	272	290	111	231	1
Total Written Citations (non custody)	900	7593		119	121	59	79	108	99	75	87	23	123	1
Total Written Violations (non custody)	1168	9791		155	152	71	107	146	135	101	110	31	151	9
Total Written Warning (written, not verbal)	162	926		18	37	8	19	9	8	6	14	4	36	2
Total Parking/Civil Citations (written only)	82	887		5	11	2	7	14	21	10	16	1	1	
CITATION TOTALS	2312	19197		297	321	140	212	277	263	192	227	59	311	12

SEPTEMBER 2008 Crime Statistics

(UCR type format)	TOTAL			DIST. 1	DIST. 2	DIST. 3	DIST. 4	DIST. 5	DIST. 6	DIST. 7	DIST. 8	DIST. 9	DIST. 10	Unknown
PART ONE CRIMES (offenses reported)														
1 Criminal Homicide+	0													
2 Forcible Rape+	3				1					1			1	
3 Robbery+	1							1						
4 Aggravated Assault+	1									1				
5 Burglary*	39			4	2		2	5	6	5	5	2	8	
6 Larceny Theft*	134			7	11	12	10	22	22	8	16	12	14	
7 Motor Vehicle Theft*	7			2	3						1		1	
8 Arson*	1							1						
+ crimes against persons														
* crimes against property														
PART ONE TOTALS	186			13	17	12	12	29	28	15	22	14	24	0
PART TWO CRIMES (arrests made)		ADULT	JUVENILE											
9 Other Assaults	52	42	10	2	8	1	6	13	4	5	8		4	1
10 Forgery and Counterfeiting	25	25	0	2	5		1	2	6		8	1		
11 Fraud	18	18	0		6				3		7	2		
12 Embezzlement	0	0	0											
13 Stolen Property: Buy, Possess, etc.	39	31	8		1	5	2	4	7	2	6	9		3
14 Vandalism (Criminal Mischief)	48	30	18		2		6	21	7	2	1		3	6
15 Weapons: Carry, Possess, etc.	13	10	3	5			2		1	1	2	1	1	
16 Prostitution & Vice	0	0	0											
17 Sex Offenses	6	4	2				4			2				
18 Drug Abuse Violations	88	69	19	12	13	12	8	11	14		3	7	8	
19 Gambling	0	0	0											
20 Offenses Against Family & Children	1	1	0					1						
21 Driving Under The Influence-DUI	21	21	0	2	5		3	2		5	2		2	
22 Liquor Laws	81	61	20	6	6	3	7	12	17	10	13	1	6	
23 Drunkenness (Intoxication)	31	30	1	4	2	2	4	5	1	3	7	1	2	
24 Disorderly Conduct	25	16	9	2		4	6	2	1	3			6	1
25 Vagrancy (Adult Loitering, etc.)	1	1	0								1			
26 All Other Offenses	120	89	31	7	14	3	13	22	20	12	10	1	17	1
27 Trespass	61	47	14	1			1	3	5		1	2	48	
28 Curfew & Loitering (-18 years)	9	0	9					4	4		1			
29 Runaways (-18 years)	3	0	3										3	
PART TWO TOTALS	642	495	147	43	62	30	63	102	90	45	70	25	100	12
Specific Crime		ADULT	JUVENILE											
A. Tobacco (total arrests & citations)	28	9	19	2	3		3	5	9		2		4	
B. Retail theft (total arrests & citations)	31	23	8			5	1	4	7	1	4	8	1	
C. Vehicle Burglary (total reported)	24			3	1	3	1	3	2		4	1	6	
Specific Crime Total	83	32	27	5	4	8	5	12	18	1	10	9	11	0
D. Warrants (persons/total warrants)	60/80	49/69	11/11	2/4	7/10	3/5	5/6	8/13	5/5	7/9	8/9	1/1	12/13	2/5
E. Domestic Violence (agg. assault)	1	1	0				1							
F. Domestic Violence (other assaults)	22	22	0	1	5		4	4	2	3	2		1	
G. Domestic Violence (other crimes)	30	30	0	1	3		4	10	5	3	2		2	
Domestic Violence Total	53	53	0	2	8	0	9	14	7	6	4	0	3	0
		Year to Date Totals												
Total Incidents reported (called in)	2440	23230		219	292	137	212	358	306	280	269	107	260	
Total Traffic Accidents (reported)	148	1406		19	23	14	15	15	21	10	13	3	13	2
TOTAL ACTIVITY	2588	24636		238	315	151	227	373	327	290	282	110	273	2
Total Written Citations (non custody)	972	8565		98	138	91	82	135	90	59	80	25	171	3
Total Written Violations (non custody)	1242	11033		129	178	115	105	172	113	76	112	31	205	3
Total Written Warning (written, not verbal)	198	1124		35	38	24	9	27	7	17	13	3	20	5
Total Parking/Civil Citations (written only)	180	1067		13	18	3	36	22	49	8	22	4	4	1
CITATION TOTALS	2592	21789		275	372	233	232	356	259	160	227	63	400	12

OCTOBER 2008 Crime Statistics

(UCR type format)	TOTAL			DIST. 1	DIST. 2	DIST. 3	DIST. 4	DIST. 5	DIST. 6	DIST. 7	DIST. 8	DIST. 9	DIST. 10	Unknown
PART ONE CRIMES (offenses reported)														
1 Criminal Homicide+	0													
2 Forcible Rape+	1											1		
3 Robbery+	2									1	1			
4 Aggravated Assault+	2			1									1	
5 Burglary*	36					1	2	11	4	11	3	2	2	
6 Larceny Theft*	175			10	8	7	7	34	32	18	34	14	11	
7 Motor Vehicle Theft*	5								1	2	1	1		
8 Arson*	1												1	
+ crimes against persons														
* crimes against property														
PART ONE TOTALS	222			11	8	8	9	45	37	32	39	18	15	0
PART TWO CRIMES (arrests made)		ADULT	JUVENILE											
9 Other Assaults	43	36	7	8	2		2	3	5	10	2	2	8	
10 Forgery and Counterfeiting	11	5	6	1				6	3			1		
11 Fraud	29	29	0						2	8			1	18
12 Embezzlement	0	0	0											
13 Stolen Property: Buy, Possess, etc.	98	72	26	2	19	5	5	12	23	10	8	9	5	
14 Vandalism (Criminal Mischief)	36	23	13	1	2	1		4	14	8		4	2	
15 Weapons: Carry, Possess, etc.	9	6	3					5		3	1			
16 Prostitution & Vice	0	0	0											
17 Sex Offenses	11	4	7	1	4		1	5						
18 Drug Abuse Violations	91	84	7	8	4	7	3	9	16	19	7	3	15	
19 Gambling	0	0	0											
20 Offenses Against Family & Children	3	3	0		3									
21 Driving Under The Influence-DUI	29	29	0	7	3	2		5	1	5	5	1		
22 Liquor Laws	64	58	6	14	6	4		13	12	13	1	1		
23 Drunkenness (Intoxication)	50	50	0	7	5	3	4	8	3	9	4	5	2	
24 Disorderly Conduct	52	45	7	10	6	2	4	7	8	12	1	2		
25 Vagrancy (Adult Loitering, etc.)	0	0	0											
26 All Other Offenses	161	115	46	15	10	12	26	16	17	33	5	3	19	5
27 Trespass	8	4	4		1		1	1		1	2		2	
28 Curfew & Loitering (-18 years)	12	0	12					5	1	3	2		1	
29 Runaways (-18 years)	6	0	6			1	1	2	1	1				
PART TWO TOTALS	713	563	150	74	65	37	47	101	106	135	38	31	55	23
Specific Crime		ADULT	JUVENILE											
A. Tobacco (total arrests & citations)	31	10	21	1	3	3	7	7	7	2	2			
B. Retail theft (total arrests & citations)	48	36	13	4	1	5	2	4	13	2	8	8	2	
C. Vehicle Burglary (total reported)	39			1	3	2	3	6	3	6	6	1	7	1
Specific Crime Total	118	46	34	6	7	10	12	17	23	10	16	9	9	1
D. Warrants (persons/total warrants)	75/97	71/93	4/4	9/10	5/6	6/9	6/7	10/13	10/13	9/14	7/11	2/3	4/4	7/7
E. Domestic Violence (agg. assault)	4	4	0		1				2		1			
F. Domestic Violence (other assaults)	23	23	0	8	2			3	1	4		1	4	
G. Domestic Violence (other crimes)	34	34		1	5	2		3	4	5		2	12	
Domestic Violence Total	61	61	0	9	8	2	0	6	7	9	1	3	16	0
		Year to Date Totals												
Total Incidents reported (called in)	2642	25842		272	269	156	217	378	372	304	294	129	259	
Total Traffic Accidents (reported)	158	1564		25	20	15	16	17	12	8	28	9	5	3
TOTAL ACTIVITY	2800	27406		297	289	171	233	395	384	312	322	138	264	3
Total Written Citations (non custody)	981	9546		134	135	115	75	147	102	81	95	27	55	16
Total Written Violations (non custody)	1224	12257		166	166	142	85	200	126	109	1096	36	66	19
Total Written Warning (written, not verbal)	179	1503		35	41	27	8	23	11	3	11	4	13	3
Total Parking/Civil Citations (written only)	164	1231		7	18	8	31	25	47	8	9	4	5	2
CITATION TOTALS	2548	24537		342	360	292	199	395	286	201	1211	71	139	40

NOVEMBER 2008 Crime Statistics

(UCR type format)	TOTAL			DIST. 1	DIST. 2	DIST. 3	DIST. 4	DIST. 5	DIST. 6	DIST. 7	DIST. 8	DIST. 9	DIST. 10	Unknown
PART ONE CRIMES (offenses reported)														
1 Criminal Homicide+	0													
2 Forcible Rape+	0													
3 Robbery+	1			1										
4 Aggravated Assault+	1							1						
5 Burglary*	35			4	6	2	1	5	2	10	1	2	2	
6 Larceny Theft*	156			9	11	8	7	19	27	28	20	13	14	
7 Motor Vehicle Theft*	7			1	1	1		1	1		1		1	
8 Arson*	1			1										
+ crimes against persons														
* crimes against property														
PART ONE TOTALS	201			16	18	11	8	26	30	38	22	15	17	0
PART TWO CRIMES (arrests made)		ADULT	JUVENILE											
9 Other Assaults	46	38	8	4	5	1	3	5	9	8	2	1	8	
10 Forgery and Counterfeiting	7	7	0		2					2				3
11 Fraud	4	4	0						1	1	2			
12 Embezzlement	0	0	0											
13 Stolen Property: Buy, Possess, etc.	79	52	27	2	2	7		4	19	14	5	19	5	5
14 Vandalism (Criminal Mischief)	24	18	8	3		1	1	4	3	3	1	4	4	
15 Weapons: Carry, Possess, etc.	5	5	0	1				2	1		1			
16 Prostitution & Vice	0	0	0											
17 Sex Offenses	12	9	3		1	2	1	1	1		3		3	
18 Drug Abuse Violations	98	70	28	10	10	3	12	15	27	9	12			
19 Gambling	0	0	0											
20 Offenses Against Family & Children	0	0	0											
21 Driving Under The Influence-DUI	26	26	0	3	9	2	3	2		1	4	1	1	
22 Liquor Laws	49	36	13	5	2	3	11	6	4	4	4		10	
23 Drunkenness (Intoxication)	27	26	1	3	5		4	6	5	1	1		2	
24 Disorderly Conduct	36	30	6	3	4		5	7	10	1	1	1	4	
25 Vagrancy (Adult Loitering, etc.)	0	0	0											
26 All Other Offenses	118	83	35	12	21	9	8	6	17	10	8	2	14	11
27 Trespass	13	6	7			1	2	4	6					
28 Curfew & Loitering (-18 years)	9	0	9		1		1	1	3			2	1	
29 Runaways (-18 years)	3	0	3		1				2					
PART TWO TOTALS	556	410	148	46	63	29	51	63	108	54	44	30	52	19
Specific Crime		ADULT	JUVENILE											
A. Tobacco (total arrests & citations)	33	10	22	5	5		6		8	1	6	1		
B. Retail theft (total arrests & citations)	25	17	8			4		3	5	2	4	6		1
C. Vehicle Burglary (total reported)	38				2	1	1	4	4	14	1	1	10	
Specific Crime Total	96	27	30	5	7	5	7	7	17	17	11	8	10	1
D. Warrants (persons/total warrants)	47/62	40/55	7/7	4/5	7/10	3/5	6/7	7/11	7/8	3/3	6/9	1/1	2/2	1/1
E. Domestic Violence (agg. assault)	0	0	0											
F. Domestic Violence (other assaults)	6	6	0	2	1					1			2	
G. Domestic Violence (other crimes)	17	17	0	1		1	1		6	3			5	
Domestic Violence Total	23	23	0	3	1	1	1	0	6	4	0	0	7	0
		Year to Date Totals												
Total Incidents reported (called in)	2147	27989		185	253	154	151	295	303	247	255	101	203	
Total Traffic Accidents (reported)	139	1703		16	14	18	11	18	23	3	18	5	6	7
TOTAL ACTIVITY	2286	29692		201	267	172	162	313	326	250	273	106	209	7
Total Written Citations (non custody)	802	10348		82	139	71	58	103	87	48	78	21	59	52
Total Written Violations (non custody)	965	13222		105	190	89	72	119	105	69	106	30	76	4
Total Written Warning (written, not verbal)	157	1660		32	33	21	10	17	5	8	5	2	9	15
Total Parking/Civil Citations (written only)	98	1329		9	8	3	14	18	25	12	7	1	0	1
CITATION TOTALS	2022	26559		228	370	184	154	257	222	137	196	54	144	72

DECEMBER 2008 Crime Statistics

(UCR type format)	TOTAL			DIST. 1	DIST. 2	DIST. 3	DIST. 4	DIST. 5	DIST. 6	DIST. 7	DIST. 8	DIST. 9	DIST. 10	Unknown
PART ONE CRIMES (offenses reported)														
1 Criminal Homicide+	0													
2 Forcible Rape+	2				1						1			
3 Robbery+	1									1				
4 Aggravated Assault+	4			1				1	1				1	
5 Burglary*	24			4	3		1	5	2	5		2	2	
6 Larceny Theft*	123			11	9	6	7	22	19	11	7	14	14	3
7 Motor Vehicle Theft*	8				2	1			3				2	
8 Arson*	0													
+ crimes against persons														
* crimes against property														
PART ONE TOTALS	162			16	15	7	8	28	25	17	8	16	19	3
PART TWO CRIMES (arrests made)		ADULT	JUVENILE											
9 Other Assaults	43	32	11	4	1	1	4	10	5	7	5		6	
10 Forgery and Counterfeiting	21	21	0	1		6			11					3
11 Fraud	17	17	0	4					6				1	6
12 Embezzlement	0	0	0											
13 Stolen Property: Buy, Possess, etc.	66	36	30	3	8	8	4	14	9		4	5	7	4
14 Vandalism (Criminal Mischief)	29	19	10	1	2		2	8	1	3	1	1	5	5
15 Weapons: Carry, Possess, etc.	25	15	10		1	1		8	8	2	3		2	
16 Prostitution & Vice	0	0	0											
17 Sex Offenses	0	0	0											
18 Drug Abuse Violations	61	52	9	2	4	10	6	14	13	2	10			
19 Gambling	0	0	0											
20 Offenses Against Family & Children	0	0	0											
21 Driving Under The Influence-DUI	19	17	2	3		1	3	5		4	2		1	
22 Liquor Laws	53	45	8	7	9		4	8	12	8	5			
23 Drunkenness (Intoxication)	18	18	0	2	1	1	2	5	3	2	2			
24 Disorderly Conduct	40	33	7	18	2		1	6	5	3	1		3	1
25 Vagrancy (Adult Loitering, etc.)	0	0	0											
26 All Other Offenses	123	80	43	10	4	10	7	13	43	13	9	1	10	3
27 Trespass	14	10	4			1		2	4	3			3	1
28 Curfew & Loitering (-18 years)	1	0	1			1								
29 Runaways (-18 years)	2	0	2					1		1				
PART TWO TOTALS	532	395	137	55	32	40	33	94	120	48	42	7	38	23
Specific Crime		ADULT	JUVENILE											
A. Tobacco (total arrests & citations)	40	15	25	1		3	2	2	26	2	2		2	
B. Retail theft (total arrests & citations)	26	10	16	1	5	3		7	2		3	3	1	1
C. Vehicle Burglary (total reported)	36			3	2		3	3	4	5	4	1	11	
Specific Crime Total	102	25	41	5	7	6	5	12	32	7	9	4	14	1
D. Warrants (persons/total warrants)	60/94	52/86	8/8	8/12	12/16	3/7	3/3	8/10	10/24	5/8	2/2	0/0	4/7	5/5
E. Domestic Violence (agg. assault)	2	2	0					1						1
F. Domestic Violence (other assaults)	23	23	0	4	1		2	6	3	3	3		1	
G. Domestic Violence (other crimes)	34	33	1	4	2	1		7	5	8	3		4	
Domestic Violence Total	59	58	1	8	3	1	2	14	8	11	6	0	6	0
		Year to Date Totals												
Total Incidents reported (called in)	2162	30151		193	295	141	169	300	312	202	260	93	197	
Total Traffic Accidents (reported)	155	1858		21	17	12	17	18	17	7	24	7	13	2
TOTAL ACTIVITY	2317	32009		214	312	153	186	318	329	209	284	100	210	2
Total Written Citations (non custody)	885	11233		125	172	96	83	97	109	49	68	19	67	
Total Written Violations (non custody)	1179	14401		158	230	124	111	150	135	68	90	23	90	10
Total Written Warning (written, not verbal)	258	1918		45	57	35	5	12	11	9	17	5	52	10
Total Parking/Civil Citations (written only)	154	1483		1	7	10	11	9	57	7	13	6	31	2
CITATION TOTALS	2476	29035		329	466	265	210	268	312	133	188	53	240	22