











































## Section 4

# WHAT TO DO BEFORE AND DURING THE EMERGENCY

Special attention is directed in this guide to earthquake preparedness. This is because St. George City/Washington County area is in an active earthquake zone. The Washington Fault runs directly through Washington City, along 300 east, running north and south. The Hurricane Fault runs north and south through the City of Hurricane at. Records show earthquakes of 6.0+ on the north end of the Great Salt Lake in 1909 and 1934. Smaller quakes have occurred in the Brigham area in 1914 and 1934.

### How to make your home safer

Most injuries, deaths and economic loss in an earthquake are due to man-made problems. Included are damage to buildings, homes, roads, bridges, lifelines, and businesses. Many of these problems can be avoided. Many of the solutions, which limit loss, are simple and inexpensive. If building a new home or considering retrofitting an existing home for seismic protection, seek help from a professional contractor specializing in seismic construction techniques. In the mean time consider the following suggestions to reduce damage to your property in the event of an earthquake.

- **Secure fixtures such as lights, cabinets, bookcases, and top-heavy objects** to resist moving, coming loose, or falling during the shaking. Place hard and heavy objects on lower shelves and securely fasten shelves to walls. Special care should be taken to remove objects from above sleeping areas. Do not hang plants in heavy pots that could swing free of hooks.
- **Store bottled goods, glass, vases, china,** and other breakables in low or closed cabinets and use non-skid padded matting, hold fast putty, or Velcro whenever possible.

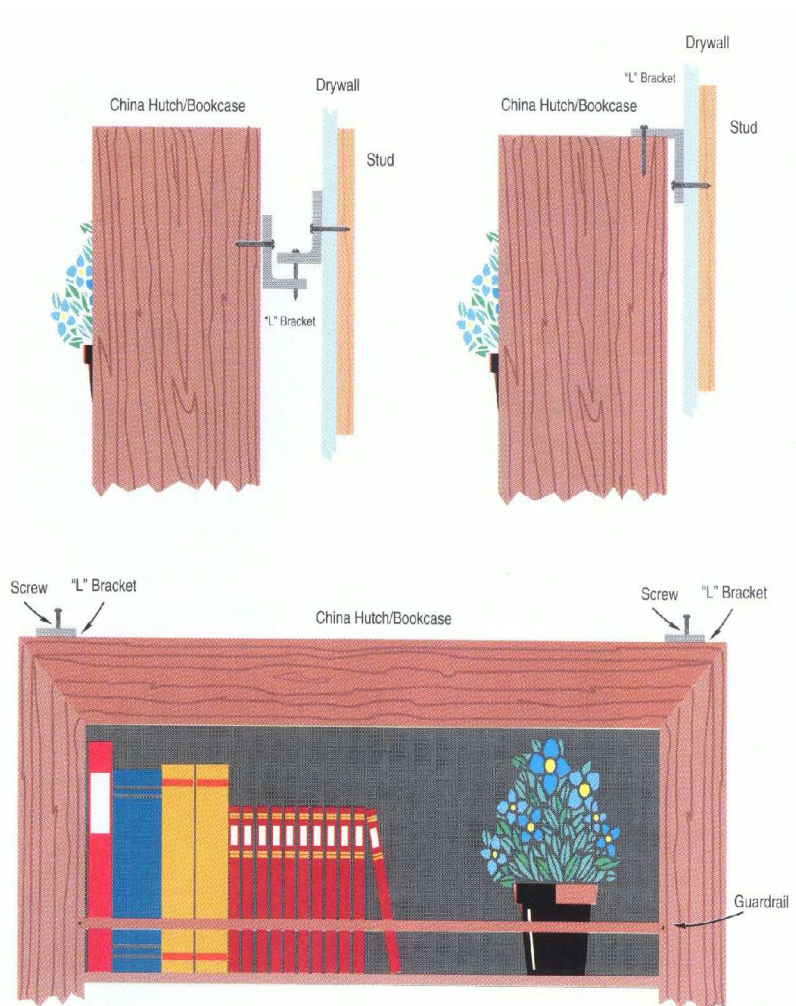
**Secure your furniture by using:**

**“L” brackets, corner brackets or “anodized aluminum molding to attach tall or top-heavy furniture to the wall.**

**Corner brackets or eye bolts to secure items located a short distance from the wall.**

**Attach a wooden or metal guardrail on open shelves to keep items from sliding or falling off.**

**Fishing line can be used as a less visible means of securing an item (guardrail).**



- **Check the electrical wiring and connections to gas appliances.** Defective electrical wiring, leaking gas, or inflexible connections are very dangerous in the event of an earthquake.
- **Develop a family plan,** which addresses what to do if the earthquake occurs while family members are at home, school, or work. This plan should include a possible central meeting location for family members after the earthquake and an out-of-area contact person so other family members can find out information concerning their loved ones in the disaster area. It is usually easier to call out of a disaster area than it is to call into one.
- **Hold drills** so each member of your family knows what to do in an earthquake.
- **Locate master switch and shut-off valves** for all utilities and teach all responsible family members how to turn them off.

**Materials needed:**

**(2) 6' lengths of 1 1/2" 16 gauge pre-drilled strap**

**(1) 10' length 1/2" EMT tube (conduit)**

**(4) 5/16" x 3" lag bolt with washers**

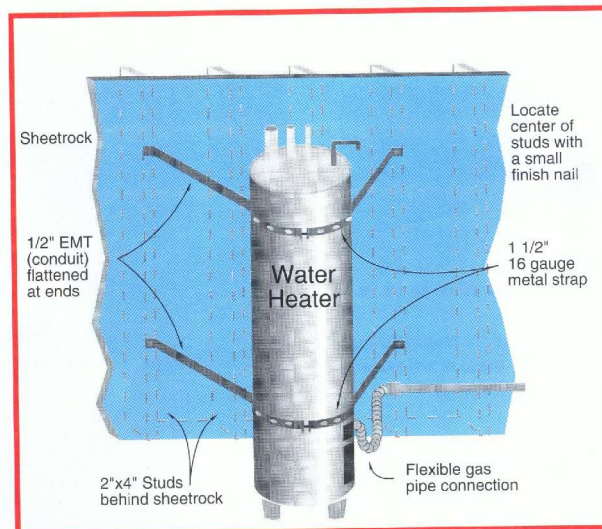
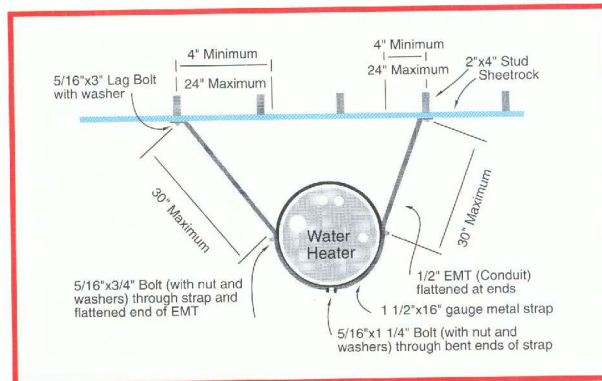
**(4) 5/16" x 3-4" long hex head machine bolts with 4 nuts and 8 washers**

**(2) 5/16" x 1 1/4" hex head machine bolt with 1 nut and 2 washers**

**Tools needed:**

**Tape measure  
Hammer  
Hack Saw  
Crescent Wrench  
Vise or Clamp  
Power Drill  
3/8" Drill Bit  
3/16" Drill Bit  
Center Punch**

**Secure your water heater by strapping it to the wall or bolting it to the floor. This will help prevent broken gas or water pipes and possible fires.**



**Secure your water heater by strapping it to the wall or bolting it to the floor. This will help prevent broken gas and water pipes and possible fires.**

## What to do during an earthquake

- 1. STAY CALM.** First and foremost, having a plan will help you stay calm.
- 2. STAY PUT.** If you are inside, stay inside; if you are outdoors, stay there.
- 3. TAKE COVER.** If indoors, take cover under a table, desk, or bench, stand in a supported doorway, or along an inside wall or corner. Stay clear of windows, bookcases, china cabinets, mirrors and fireplaces until the shaking stops. If no protection is available, drop to the floor and cover your head with your hands. Never try to restrain a pet during the shaking.

If in the kitchen, turn off the gas stove at the first sign of shaking and quickly take cover.

If in a high-rise building, get under a desk or table and stay away from windows and outside walls. Stay in the building on the same floor. Don't be surprised if the electricity goes out or the fire alarm or sprinklers go on. **Do not use the elevators!**

If in a crowded public place, do not rush for the doorway since other people are going to have the same idea. Move away from display shelves containing objects that fall.

**IF OUTSIDE**—get into the open away from trees, buildings, walls, and power lines. The greatest danger from falling debris is just outside exterior doorways and close to outer walls. Stay in the open until the shaking stops.

**IF IN A CAR**—pull over to the side of the road as quickly as safely possible and stop. Never stop on top of or underneath a bridge or under power lines. Stay in your car until the earthquake is over. When you drive on watch for hazards created by the earthquake, such as fallen or falling objects, downed electrical lines, broken or undermined roadways.

## Where to go for help and information

**911** Only use 911 in life threatening emergencies such as injuries and fires.

**RADIO** Listen to local radio stations for emergency information.

KSUB	590 AM
KDXU	890 AM News Talk
KNNZ	940 AM
KUNF	1210 AM Timeless Classics
KSNN	93.5 FM Sunny 93
	94.3 FM The Planet
KZHK	95.9 FM The Hawk
KXBN	96.7 FM Bee 94
KREC	98.1 FM Star 98
KONY	99.9 FM Country
KXFF	102.3 FM The Fox
KMXM	107.3 FM The Mixx

**LOCAL** **St. George City Web Site** [www.sgcity.org](http://www.sgcity.org)

In case of a major event and there is no power for radio or television, go to your nearest Fire Station. A police officer will be stationed at each of the fire station to provide emergency communication with police, fire, EMS, and city utilities.

The following is a list of all seven fire stations:

- Station #1  
51 south 1000 east
- Station #2  
150 north Main St.
- Station #3  
2315 south River Rd. ( Bloomington Hills )
- Station #4  
3521 south Manzanita St. ( Bloomington )
- Station #5  
100 north Dixie Dr. ( Green Valley )
- Station #6  
184 north 2450 east
- Station #7  
1912 west 1800 north ( Dixie Downs )

**Questar Gas 1-800-541-2824**

## OTHER USEFUL INFORMATION

### SCHOOLS

#### HIGH SCHOOLS

Pine View High School  
2850 east 750 north  
628-5255

Dixie High School  
350 east 700 south  
673-4682

Snow Canyon High School  
1385 north Lava Flow Dr.  
634-1967

Millcreek High School  
east Riverside Dr.  
628-2462

#### MIDDLE SCHOOLS

Pine View Middle School  
2145 east 130 north  
628-7915

Snow Canyon High School  
1385 north Lava Flow Dr.  
674-6474

Dixie Middle School  
825 south 100 east  
628-0441

#### INTERMEDIATE SCHOOLS

Desert Hills Intermediate School  
936 east Desert Hills Dr.  
628-0001

#### ELEMENTARY SCHOOLS

Bloomington Elementary  
425 Man O War Rd.  
673-6266

Bloomington Hills Elementary  
919 east Brigham Rd.  
674-6495

Coral Cliffs 6<sup>th</sup> Grade Center  
2040 west 2000 north  
652-4712

Dixie Downs Elementary  
1795 west 1230 north  
673-8978

East Elementary  
453 south 600 east  
673-6191

Panorama Elementary  
301 north 2200 east  
628-6881

Sandstone Elementary  
850 north 2450 east  
674-6460

Sunset Elementary  
495 north Westridge Dr.  
673-5669

West Elementary  
12 north 300 west  
628-4427

## **MEDICAL, HEALTH, FACILITIES**

### **HOPITALS**

Dixie Regional Medical Center  
1380 east Medical Center Dr.

### **CLINICS**

Color Country Health Express  
595 south Bluff suite #1  
674-9933

VA Outpatient Clinic  
1067 east Tabernacle, suite 7  
634-7608

Dixie Pediatrics  
1240 east 100 south  
628-8232

Doctor's Free Clinic  
1036 east Riverside Dr.  
656-0022

Hearing Clinics of Southern Utah  
515 south 300 east  
634-4011

St. George Surgical Center  
676 south Bluff  
673-8080

IHC Health Center  
577 south River Rd.  
688-6000

Night Light Pediatrics  
1240 east 100 south, #14  
628-8034

IHC Instacare  
577 south River Rd  
688-6300

IHC Workmed  
577 south River Rd.  
688-6350

### **COMMUNITY HEALTH**

Washington County Health Department Southwest District  
285 west Tabernacle  
673-3528

## SOURCES OF PREPAREDNESS INFORMATION AND HELP



**City of St. George / Emergency Services** 656-2247 or [www.sgcity.org](http://www.sgcity.org)



**Utah State Division of Emergency Services and Homeland Security**  
1-800-753-2858 or [www.des.ut.gov](http://www.des.ut.gov)



**American Red Cross** 435-674-4440 or [www.redcross.org](http://www.redcross.org)



**Federal Emergency Management Administration** 202-566-1600  
[www.fema.gov](http://www.fema.gov)

## A FINAL WORD

Meet with your family today and discuss why you need a preparedness plan. Explain the dangers of fire, flood, wind, and earthquakes to children. Review your existing plan and supplies or start working on your plan and collecting supplies as soon as possible.

Practice your plan by discussing the two places your family will meet in an emergency. Practice the emergency escape routes from your home. Teach the older children about utility shut-off locations. Make sure all family members know the location of emergency supplies such as the first aid kit and the Emergency Go Kit. Consider enrolling your family in a Red Cross first aid class or CPR class. Contact St. George City Police Department / Emergency Services to enroll in a CERT (Citizens Emergency Response Team) course.

Use the following checklist every six months:

- Check and rotate emergency food supplies and “Go Kit”, if needed**
- Check and rotate emergency water supplies**
- Check and recharge fire extinguishers if necessary**
- Check and replace smoke and Carbon Monoxide detectors**
- Replace batteries in emergency radios and lights**
- Review emergency plan with family**

## **PLAN---PREPARE—PRACTICE—SURVIVE**

### **ACKNOWLEDGEMENTS:**

Brigham City Emergency Services  
Virginia Department of Emergency Services  
Weber County Department of Emergency Services  
Utah Department of Emergency Services and Homeland Security  
Federal Emergency Management Agency  
American Red Cross